

CALLEGUAS MUNICIPAL WATER DISTRICT

2100 Olsen Road, Thousand Oaks, California 91360

www.calleguas.com

Written communications from the public must be received by 8:30 a.m. on the Thursday preceding a regular Board meeting in order to be included on the agenda and considered by the Board at that meeting. Government Code Section 54954.2 prohibits the Board from taking action on items not posted on the agenda except as provided in Subsection 54954.2(b).

BOARD OF DIRECTORS MEETING

May 01, 2024, 4:00 p.m.

AGENDA

1. CALL TO ORDER, PLEDGE OF ALLEGIANCE, AND ROLL CALL

BOARD OF DIRECTORS

Scott H. Quady, President

Andy Waters, Vice-President

Raul Avila, Secretary

Jacquelyn McMillan, Treasurer

Thibault Robert, Director

2. PUBLIC COMMENTS

This portion of the agenda may be utilized by any member of the public to address the Board of Directors on any matter within the jurisdiction of the Board that does not appear on the agenda and on matters that are on the agenda but are not designated as action items. Depending on the subject matter, the Board of Directors may be unable to respond at this time, or until the specific topic is placed on the agenda at a future CMWD Board Meeting, in accordance with the Ralph M. Brown Act. Please limit remarks to three minutes.

To participate:

https://us06web.zoom.us/j/84561392448?pwd=H99iPlpQqxn_tYHwp4l9crNoDyA5og.9Lxwf-xOnu0Y39_z

Phone # +1 (720) 707-2699 *825427# (Denver)

Webinar ID: 845 6139 2448

Passcode: 930807

3. PRESENTATION

4. ITEMS TO BE ADDED TO THE AGENDA – GOVERNMENT CODE 54954.2(b)

Consideration of any items that require addition to the agenda due to the existence of an emergency situation, the need to take immediate action, and requests for remote participation due to emergency circumstances.

5. CONSENT CALENDAR

Consent Calendar items are to be approved or accepted by vote on one motion unless a Board member requests separate consideration. If any Board member requests that an item be removed from the Consent Calendar for further discussion, it will be moved to the first item on the Action Items portion of the Agenda.

- A. Approve the Minutes of the April 17, 2024 Regular Board Meeting
- B. Receive and affirm the Payment Register for the District’s activities from March 25, 2024 to April 22, 2024

6. ACTION ITEMS

Action Items call for separate discussion and action by the Board for each agendized topic.

7. REPORTS

Report items are placed on the agenda to provide information to the Board and the public and no Board action is sought.

A. GENERAL MANAGER AND STAFF REPORTS

- 1. Monthly Status Report
- 2. Update on Strategic Plan Implementation – Kristine McCaffrey, General Manager; Ian Prichard, Deputy General Manager; and the Management Team
- 3. March 2024 Financial Report – Dan Smith, Manager of Finance
- 4. Quarterly Investment Report March 2024—Dan Smith, Manager of Finance

B. GENERAL COUNSEL REPORT

- 1. General Counsel’s Report

C. BOARD OF DIRECTORS REPORTS

1. Board Member Reports on Ancillary Duties

Reports on ancillary duties are placed on the agenda to provide a forum for discussion concerning the activities of external entities to which Calleguas Board members are assigned in a representative capacity.

- a. Report of ACWA Region 8 Director
- b. Report of ACWA Joint Powers Insurance Authority Representative
- c. Report of Association of Water Agencies of Ventura County Representative
- d. Report of Fox Canyon Groundwater Management Agency Representative
- e. Report of Metropolitan Water District Director
- f. Report of Ventura LAFCo Commissioner
- g. Report of Ventura County Regional Energy Alliance Representative
- h. Report of Ventura County Special Districts Association Representative

2. Directors' List of Administrative Code Reimbursable Meetings Other than Ancillary Duties

Reimbursable meetings reports are placed on the agenda to comply with statutory and Calleguas Administrative Code requirements for members of a legislative body who attend a meeting at the expense of the local agency to provide a report of the meeting.

- 3. Discussion regarding upcoming meetings to be attended by Board members
- 4. Request for Future Agenda Items

8. INFORMATION ITEMS

A. COMMUNICATION REGARDING APPLICATION FROM AT&T TO CALIFORNIA PUBLIC UTILITIES COMMISSION (CPUC) TO DISCONTINUE PROVIDING LANDLINE SERVICE IN CALIFORNIA

- 1. Letter from County of Ventura Supervisor Janice Parvin to the CPUC, February 27, 2024
- 2. Verbal Testimony, Wes Richardson, Calleguas Manager of IT, March 20, 2024

9. CLOSED SESSION

10. ADJOURNMENT to Board Meeting May 15, 2024 at 4:00 p.m.

Note: Calleguas Municipal Water District conducts in-person meetings in accordance with the Brown Act. The District has also established alternative methods of participation which permit members of the public to observe and address public meetings telephonically and/or electronically. These methods of participation can be accessed through the internet link provided at the top of this agenda.

In addition to the above referenced methods of participation, members of the public may also participate by submitting comments by email to info@calleguas.com by 5:00 p.m. on the calendar day prior to the public meeting. Email headers should refer to the Board meeting for which comments are offered. Comments received will be placed into the record and distributed appropriately.

Agendas, agenda packets, and additional materials related to an item on this agenda submitted to the Board after distribution of the agenda packet are available on the District website at www.calleguas.com.

Pursuant to Section 202 of the Americans with Disabilities Act of 1990 (42 U.S.C. Sec. 12132), and applicable federal rules and regulations, requests for disability-related modification or accommodation, including auxiliary aids or services, in order to attend or participate in a meeting, should be made to the Secretary to the Board in advance of the meeting to ensure the availability of the requested service or accommodation. Notices, agendas, and public documents related to the Board meetings can be made available in appropriate alternative format upon request.

CALLEGUAS MUNICIPAL WATER DISTRICT
SPECIAL BOARD OF DIRECTORS MEETING

April 17, 2024

MINUTES

The meeting of the Board of Directors of Calleguas Municipal Water District was held in-person at 2100 E. Olsen Road, Thousand Oaks CA 91360. The District also provided telephonic and electronic methods of participation for the public as noted on the meeting agenda.

The meeting was called to order by Scott Quady, President of the Board, at 5:00 p.m.

1. CALL TO ORDER, PLEDGE OF ALLEGIANCE, AND ROLL CALL

Directors Present at District Headquarters: Scott Quady, President
Andy Waters, Vice-President
Raul Avila, Secretary
Thibault Robert, Director

Director Present via Videoconference: Jacquelyn McMillan, Treasurer

Staff Present at District Headquarters: Kristine McCaffrey, General Manager
Fernando Baez, Manager of Engineering
Grant Burton, Manager of Human Resources and Risk Management
Tricia Ferguson, Assistant Manager of Human Resources and Risk Management
Henry Graumlich, Executive Strategist
Charlotte Holifield, Manager of External Affairs
Maya Holcomb, Management Analyst
James Mojica, IT Specialist
Rob Peters, Manager of Operations and Maintenance
Wes Richardson, Manager of Information Technology
Dan Smith, Manager of Finance
Kara Wade, Clerk of the Board

Staff Present via Videoconference: Jennifer Lancaster, Manager of Water Resources
Kayde Wade, Administrative Assistant

Legal Counsel Present at District Headquarters: Walter Wendelstein, Wendelstein Law Group, PC, District Counsel

2. PUBLIC COMMENTS

None

President Quady stated that Item 4 would be heard at this time.

4. ITEMS TO BE ADDED TO THE AGENDA – GOVERNMENT CODE 54954.2(b)

At the start of the meeting, Director McMillan notified the Board of her need to participate remotely in accordance with the “Emergency Circumstance Exception” pursuant to Government Code 54953(f)(2)(A)(ii) and provided a general description of the circumstances establishing that need. This meeting is Director McMillan’s first use of the “Emergency Circumstance Exception” videoconference exception for the 2024 calendar year.

On a motion by Director Avila, seconded by Director Robert, the Board of Directors voted 5-0 to permit Director McMillan to attend the meeting via videoconference.

AYES: Directors Robert, McMillan, Avila, Waters, Quady

NOES: None

3. PRESENTATION

Presentation by the Ventura County Chapter of the American Public Works Association of the Project of the Year Award in the Emergency Repair Category to Calleguas for the Salinity Management Pipeline, Phase 1A Emergency Repair at Sta 270+00

Sarah Mathews from the Ventura County Chapter of the American Public Works Association presented the Project of the Year in the Emergency Repair Category award to Calleguas for the Salinity Management Pipeline, Phase 1A Emergency Repair at Sta 270+00. Calleguas staff in attendance to receive the award were Tim Powers, Senior Project Manager; Mark Pattison, Distribution System Supervisor; and Matt Gomez, System Maintenance Supervisor.

5. CONSENT CALENDAR

A. Approve the Minutes of the April 03, 2024 Board Meeting

B. Authorize the General Manager to Execute the Turnkey Turf Transformation Program Project Partner Agreement – Jennifer Lancaster, Manager of Water Resources

C. Adopt Resolution No. 2087, Authorizing Signatures on Instruments of Payment – Dan Smith, Manager of Finance

On a motion by Director Avila, seconded by Director Robert, the Board of Directors voted 5-0 to approve the Consent Calendar.

AYES: Directors Robert, McMillan, Avila, Waters, Quady

NOES: None

6. ACTION ITEMS

- A. Consideration of a notice to set the time and date of a public hearing regarding annual adjustment to the District’s water rates and fees – Dan Smith, Manager of Finance

On a motion by Director Waters, seconded by Director Robert, the Board of Directors voted 5-0 to set the time and date of a public hearing regarding annual adjustment to the District’s water rates and fees.

AYES: Directors Robert, McMillan, Avila, Waters, Quady

NOES: None

7. REPORTS

A. GENERAL MANAGER AND STAFF REPORTS

1. General Managers Report

The General Manager reported on meetings attended and matters of interest to the Board of Directors.

2. March 2024 Water Use and Sales, February 2024 Power Generation, and March 2024 Investment Summary Reports – Dan Smith, Manager of Finance

The Manager of Finance presented the reports and responded to questions from the Board.

3. Association of California Water Agencies Legislative Symposium – Charlotte Holifield, Manager of External Affairs

The Manager of External Affairs reported that she, Director McMillan, and Management Analyst Maya Holcomb attended the Association of California Water Agencies Legislative Symposium, in Sacramento, April 10-11. The

symposium focused on two topics, the upcoming regulations for Conservation as a California Way of Life and the 10-year anniversary of the passage of the Sustainable Groundwater Management Act, and featured a keynote presentation by Senator Angelique Ashby. The Calleguas contingent had individual meetings with Senator Monique Limon's Water Policy Lead, Senator Henry Stern's Chief of Staff and Legislative Director, and Assemblymember Steve Bennett's Legislative Director.

B. GENERAL COUNSEL REPORT

1. General Counsel's Report

No report

C. BOARD OF DIRECTORS REPORTS

1. Board Member Reports on Ancillary Duties

Reports on ancillary duties are placed on the agenda to provide a forum for discussion concerning the activities of external entities to which Calleguas Board members are assigned in a representative capacity.

a. Report of ACWA Region 8 Director

Director Quady said that he attended the ACWA Board meeting on April 5 as the Alternate Board Member for Region 8. He said that information regarding the meeting could be found on the ACWA members website.

b. Report of ACWA Joint Powers Insurance Authority Representative

No report

c. Report of Association of Water Agencies of Ventura County Representative

No report

d. Report of Fox Canyon Groundwater Management Agency Representative

Director Avila reported that a scheduled meeting was canceled.

e. Report of Metropolitan Water District Director

Director McMillan referenced her written report on the Metropolitan meetings she attended from April 3 to April 17. Director McMillan's report is attached and made part of these minutes.

f. Report of Ventura LAFCo Commissioner

Director Avila attended the meeting on April 17. He said that LAFCo received an update on the annual audit and there were no issues. LAFCo also approved the City of Ojai's five-year Sphere of Influence review with no changes; approved the addition and removal of parcels within Oxnard Drainage District No. 2; approved the budget for the next fiscal year with a budget increase of 6.8 percent; and determined a process for selecting the public member of LAFCo. Calleguas's General Manager presented on Metropolitan's 2025 water rates. LAFCo agreed to provide a letter supporting the importance of revisiting the treated water surcharge to ensure fair and equitable apportionment of costs relative to benefits.

g. Report of Ventura County Regional Energy Alliance Representative

No report

h. Report of Ventura County Special Districts Association Representative

No report

2. Directors' List of Administrative Code Reimbursable Meetings Other than Ancillary Duties

Reimbursable meetings reports are placed on the agenda to comply with statutory and Calleguas Administrative Code requirements for members of a legislative body who attend a meeting at the expense of the local agency to provide a report of the meeting.

Board members provided reports on various meetings that they attended which are subject to the District's reimbursement policy.

3. Discussion regarding upcoming meetings to be attended by Board members

4. Request for Future Agenda Items

None

8. INFORMATION ITEMS

A. WRITTEN COMMUNICATION

1. Water Supply Conditions Report

9. CLOSED SESSION

A. CONFERENCE WITH REAL PROPERTY NEGOTIATORS {Government Code 54956.8}

Property: Vacant land, Simi Valley, CA

Site 7: Assessor's Parcel No. 657-0-020-230

Negotiating Parties: Palm Investment Group, LLC

Agency negotiator: Manager of Engineering Fernando Baez and Associate Project Manager Gabriela Araujo with assistance from Lilian Jewell and/or Heather Johnson of Hamner Jewell & Associates

Under negotiation: Price and terms for Right-of-Entry.

At 6:45 p.m., Director Quady adjourned to Closed Session to discuss Item 9A as stated on the agenda. Closed Session began at 6:50 p.m.

CLOSED SESSION CONTINUING

At 7:40 p.m., Director Quady reconvened to Open Session.

Regarding 9A, Direction was given to the real property negotiator, Counsel, and staff, and no action was taken.

10. ADJOURNMENT

Director Quady declared the meeting adjourned at 7:41 p.m.

Respectfully submitted,

Raul Avila, Board Secretary

SCOTT H. QUADY, PRESIDENT
DIVISION 2

ANDY WATERS, VICE PRESIDENT
DIVISION 3

RAUL AVILA, SECRETARY
DIVISION 1

JACQUELYN MCMILLAN, TREASURER
DIVISION 5

THIBAUT ROBERT, DIRECTOR
DIVISION 4

KRISTINE MCCAFFREY
GENERAL MANAGER



www.calleguas.com

2100 OLSEN ROAD • THOUSAND OAKS, CALIFORNIA 91360-6800 805/526-9323 • FAX: 805/522-5730

BOARD MEMORANDUM

Date: May 1, 2024
To: Board of Directors
From: Dan Smith, Manager of Finance
Subject: Payment Register: 03/26/24 – 04/22/24

Objective: Report to the Board all payments made by the District by check, EFT (Electronic Fund Transfer), or ACH (Automated Clearing House) payment.

Recommended Action: Receive and file the report.

Budget Impact: None. All items were paid in accordance with the budget.

Discussion: Once a month, staff reports to the Board all of the payments made to vendors of the District by check or EFT. The current register covers the period from March 26, 2024 through April 22, 2024 for payments totaling \$11,074,538.77.

Attachment:
Payment Register: 03/26/24 – 04/22/24



Payment Register

03/26/2024 - 04/22/2024

Payroll Accounts

Payroll Checks/EFT Issued	679,275.19
---------------------------	-------------------

Operating Account

Checks Issued:	4,714,075.10
----------------	--------------

Electronic Fund Transfers (EFT) issued:	5,681,188.48
---	--------------

	Total Payments	<u>\$ 10,395,263.58</u>
--	-----------------------	--------------------------------

Total Checks & Electronic Fund Transfers for 03/26/2024 - 04/22/2024	<u>\$ 11,074,538.77</u>
---	--------------------------------

Payment Register

Payment Date 03/26/24 - 04/22/24

Vendor	Ck#	Pmt Date	Invoice #	Invoice Description	Invoice Amt	Proj #	Project Description
Access Control Security, Inc.	25023	04/10/2024	58499	Security Services - Mar 2024	7,705.36		
					Check# 25023 Total	7,705.36	
ACWA/Joint Powers Insurance	24986	04/03/2024	702054	2024-04 Dental/Vision	10,510.62		
					Check# 24986 Total	10,510.62	
Advanced Sanitation	24940	03/27/2024	14420	Septic Tank Services	480.00		
			14499	Septic Tank Services	554.00		
	Check# 24940 Total	1,034.00					
	25024	04/10/2024	14337	Septic Tank Services	517.00		
14540			Septic Tank Services	480.00			
Check# 25024 Total	997.00						
AEC Technologies	24941	03/27/2024	28023	Bluebeam Annual Subscription	922.00		
					Check# 24941 Total	922.00	
Aflac	24987	04/03/2024	293707	2024-04 EE Paid Ins	258.49		
					Check# 24987 Total	258.49	
Airgas USA, LLC	24988	04/03/2024	9147913787	Sys. Maint Supplies	166.41		
					Check# 24988 Total	166.41	
All Connected	24942	03/27/2024	43768	DSO Communication Upgrade Equip. & Programming	39,082.76		
			43769	DSO Communication Upgrade Equipment	8,986.00		
			43782	SSL Certificate	410.00		
			43792	VMware Renewal for O&M	16,377.60		
	Check# 24942 Total	64,856.36					
	25063	04/17/2024	108206	Support Connect Services - Apr 2024	13,962.44		
108207			Disaster Recovery Services - Apr 2024	6,239.60			
Check# 25063 Total	20,202.04						
All Purpose Safety Training Solutions	24989	04/03/2024	17520	Qualified Rigger Training	1,742.50		
					Check# 24989 Total	1,742.50	

Payment Register

Payment Date 03/26/24 - 04/22/24

Vendor	Ck#	Pmt Date	Invoice #	Invoice Description	Invoice Amt	Proj #	Project Description		
Amazon Capital Services, Inc.	25064	04/17/2024	14T1-3M4Q-YKWK	FR Uniforms	567.51				
			1799-M7X1-4XPK	Wellfield Supplies	103.88				
			1994-KYCD-6QGT	Control Sys. Supplies	96.78				
			1C1P-V7L3-3G97	HRRM Supplies	43.40				
			1DQG-4HTY-1WRD	IT Supplies	545.75				
			1DY7-94K1-1YGF	Lab Books	189.43				
			1KN9-3HHQ-496F	Sys. Maint Supplies	92.74				
			1MDX-WG7Y-WLRM	O&M Stock	35.17				
			1N94-QHCL-1PFQ	Dist. Supplies	38.59				
			1NJ3-6VT9-Y6LD	Sys. Maint Supplies	60.56				
			1NQC-L14P-41DY	IT Supplies	41.81				
			1NQC-L14P-4HPR	DigALert Supplies	134.06				
			1TT7-D9L3-3CDL	PC Peripherals	626.95				
			1XC7-RWDG-4PPV	Eng. Supplies	56.98				
			1YRL-TT6K-YH67	Dist. Supplies	197.28				
						Check# 25064 Total	2,830.89		
			Aquatic Bioassay	24943	03/27/2024	CMW0124.0057	Lab Services	3,235.00	
CMW0124.0099	Lab Services	3,235.00							
CMW0324.0224	Lab Services	3,235.00							
CMW0923.0685Cr	Lab Services - Credit - Paid by FGL	(3,400.00)							
			Check# 24943 Total	6,305.00					
	24990	04/03/2024	CMW0324.0271	Lab Services	9,926.00				
				Check# 24990 Total	9,926.00				
	25025	04/10/2024	CMW0324.0283	Lab Services	945.00				
				Check# 25025 Total	945.00				
Arellano Associates	25026	04/10/2024	20961	Public Outreach Support	2,450.22	450	LVMWD-CMWD Interconnection		
				Check# 25026 Total	2,450.22				
Association of Water Agencies-VC	24944	03/27/2024	06-15462	CCWUC - 02/28/24	180.00				
					Check# 24944 Total	180.00			
	24991	04/03/2024	06-15567	Water Symposium Sponsorship 2024	5,000.00				
				Check# 24991 Total	5,000.00				
	25027	04/10/2024	06-15544	WaterWise Breakfast - 03/21/24	330.00				
				Check# 25027 Total	330.00				
	25065	04/17/2024	06-15589	CCWUC Training - 03/27/24	120.00				
				Check# 25065 Total	120.00				

Payment Register

Payment Date 03/26/24 - 04/22/24

Vendor	Ck#	Pmt Date	Invoice #	Invoice Description	Invoice Amt	Proj #	Project Description
Astra Backflow, Inc	24945	03/27/2024	290392	Cla-Val Parts	260.83		
			290399	Cla-Val Parts	560.70		
			290437	Cla-Val Parts	725.01		
				Check# 24945 Total	1,546.54		
25028	04/10/2024	290670		Cla-Val Parts	433.63		
					Check# 25028 Total	433.63	
AT&T	24946	03/27/2024	284857073-0324	Signal Channels	95.23		
					Check# 24946 Total	95.23	
	24992	04/03/2024	9300557802		Signal Channels	155.20	
					Check# 24992 Total	155.20	
Brucar Locksmith	24947	03/27/2024	7FEIFF	Lock Service	195.00		
					Check# 24947 Total	195.00	
Burlington Safety Laboratory	24993	04/03/2024	92809	Gloves Testing	691.34		
					Check# 24993 Total	691.34	
C & M Auto Truck Electric	25029	04/10/2024	032624 Services	Service Unit 28	255.00		
					Check# 25029 Total	255.00	
C.A. Short Company	24994	04/03/2024	PI0000097338	Service Awards	2,130.54		
					Check# 24994 Total	2,130.54	
California State Disbursement Unit	24995	04/03/2024	1516801-0324B	#200000001516801-03/31/24	180.00		
					Check# 24995 Total	180.00	
	25066	04/17/2024	1516801-0424A		#200000001516801-04/15/24	180.00	
					Check# 25066 Total	180.00	
Calolympic Safety	24948	03/27/2024	406639	Gloves & Earplugs	801.79		
			406639-1	Safety Supplies	210.92		
	Check# 24948 Total	1,012.71					
City of Camarillo	24949	03/27/2024	37951-54676-0324	Utilities	66.34		
					Check# 24949 Total	66.34	
	24996	04/03/2024	Jan 2024		2024-01 NPV Desalter LRP Credit	68,181.33	
					Check# 24996 Total	68,181.33	
City of Oxnard	24950	03/27/2024	24-00112265-2024	License Renewal #105263	16.00		
					Check# 24950 Total	16.00	

Payment Register

Payment Date 03/26/24 - 04/22/24

Vendor	Ck#	Pmt Date	Invoice #	Invoice Description	Invoice Amt	Proj #	Project Description
City of Oxnard (continued)	25067	04/17/2024	OX-EWCP-2023-01	Cons. Credit Oxnard EWCP	30,994.00		
				Check# 25067 Total	30,994.00		
City of Thousand Oaks	25030	04/10/2024	48326-46726-0424	Utilities	444.92		
				Check# 25030 Total	444.92		
	25031	04/10/2024	48326-50840-0424	Utilities	47.67		
				Check# 25031 Total	47.67		
City of Ventura	25032	04/10/2024	Prop 1 Rd 1 Ven	Prop 1 Round 1 Proponent	86,604.24		
				Check# 25032 Total	86,604.24		
Coastal Pipco	24951	03/27/2024	S2247514.001	Piping Supplies	57.42		
			S2247520.001	Piping Supplies	77.85		
			S2248473.001	Piping Supplies	126.05		
			S2248493.001	Piping Supplies	87.21		
				Check# 24951 Total	348.53		
	24997	04/03/2024	S2249018.001	Piping Supplies	116.06		
				Check# 24997 Total	116.06		
	25033	04/10/2024	S2249018.002	Piping Supplies	84.09		
			S2250314.001	Piping Supplies	226.25		
			S2250435.001	Piping Supplies - Credit	(183.52)		
				Check# 25033 Total	126.82		
Colonial Life & Accident Ins	24998	04/03/2024	7189616-0313387	2024-04 EE Paid Ins	1,350.00		
				Check# 24998 Total	1,350.00		
ConnectWise, LLC	25034	04/10/2024	INV01101979	Perch - IT Security Service - Apr 2024	1,588.40		
				Check# 25034 Total	1,588.40		
Consolidated Electrical Distributors/Royal Ind Sol	24999	04/03/2024	9009-1045399	Thousand Oaks Reservoir Flood lights	4,981.98		
				Check# 24999 Total	4,981.98		
Contractor Compliance & Monitoring	25035	04/10/2024	20619	Labor Compliance Services	900.00	590	TOD Pump Station Rehabilitation
				Check# 25035 Total	900.00		
	25068	04/17/2024	20618	Labor Compliance Services	1,800.00	450	LVMWD-CMWD Interconnection
				Check# 25068 Total	1,800.00		
County of Ventura	25069	04/17/2024	IN0250843	Hazardous Materials Fee - FA0037791	2,405.27		
				Check# 25069 Total	2,405.27		

Payment Register

Payment Date 03/26/24 - 04/22/24

Vendor	Ck#	Pmt Date	Invoice #	Invoice Description	Invoice Amt	Proj #	Project Description
D&H Water Systems	25036	04/10/2024	I2024-0389	LBWFP Annual Halogen Valve Certification	1,740.91		
				Check# 25036 Total	<u>1,740.91</u>		
DCH Ford of Thousand Oaks	25037	04/10/2024	901219	Service Unit 1	1,166.20		
			901292	Service Unit 7	911.85		
			901581	Service Unit 27	792.16		
				Check# 25037 Total	<u>2,870.21</u>		
Department of Water Resources	24952	03/27/2024	1800163047	DSOD Dam Fees FY 24/25	70,218.00		
				Check# 24952 Total	<u>70,218.00</u>		
Dopudja & Wells Consulting, Inc.	25070	04/17/2024	1484	WRIST - Phase 1	15,841.25		
				Check# 25070 Total	<u>15,841.25</u>		
Dragon Media Co.	25038	04/10/2024	1285	Media Services	600.00		
				Check# 25038 Total	<u>600.00</u>		
Dunn-Edwards Corporation	25039	04/10/2024	2057A10929	Paint	253.15		
				Check# 25039 Total	<u>253.15</u>		
E&M Electric & Machinery, Inc.	25071	04/17/2024	439248	Wonderware Support Renewal	61,025.00		
				Check# 25071 Total	<u>61,025.00</u>		
Endress & Hauser, Inc.	24953	03/27/2024	6002550079	Calibration of the Prosonic Flow P 500	1,286.95		
				Check# 24953 Total	<u>1,286.95</u>		
Environmental Construction, Inc.	25108	04/17/2024	590-35	Construction Retention	51,875.00	590	TOD Pump Station Rehabilitation
					(2,593.75)		
				Check# 25108 Total	<u>49,281.25</u>		
Eurofins Eaton Analytical, Inc.	24954	03/27/2024	3800046347	Lab Services	183.75		
				Check# 24954 Total	<u>183.75</u>		
Falcon Fuels	24955	03/27/2024	69384	Fuel	7,099.65		
				Check# 24955 Total	<u>7,099.65</u>		
	25072	04/17/2024	70082	2023-2024 Fuel Purchase Order	7,480.07		
				Check# 25072 Total	<u>7,480.07</u>		
Federal Express	25000	04/03/2024	8-445-90146	Express Shipping	63.70		
				Check# 25000 Total	<u>63.70</u>		
	25040	04/10/2024	8-454-00579	Express Shipping	104.34		
				Check# 25040 Total	<u>104.34</u>		

Payment Register

Payment Date 03/26/24 - 04/22/24

Vendor	Ck#	Pmt Date	Invoice #	Invoice Description	Invoice Amt	Proj #	Project Description
Federal Express (continued)	25073	04/17/2024	6843590515	Freight	4,050.56		
				Check# 25073 Total	4,050.56		
Fence Factory Rentals	25001	04/03/2024	662126	Restroom Rental	145.00		
				Check# 25001 Total	145.00		
Fgl Environmental	24956	03/27/2024	400605A	Lab Services	987.00		
			400882A	Lab Services	2,574.00		
			400883A	Lab Services	3,046.50		
			400884A	Lab Services	2,574.00		
			400981A	Lab Services	559.00		
			400987A	Lab Services	559.00		
			400990A	Lab Services	2,574.00		
			400991A	Lab Services	2,574.00		
			400993A	Lab Services	2,574.00		
			401016A	Lab Services	559.00		
			401018A	Lab Services	559.00		
			401266A	Lab Services	559.00		
			401268A	Lab Services	559.00		
			402020A	Lab Services	309.00		
			402107A	Lab Services	790.00		
			402108A	Lab Services	1,458.75		
			402111A	Lab Services	1,823.75		
			402112A	Lab Services	1,488.75		
			402405A	Lab Services	79.00		
			402558A	Lab Services	235.00		
			402617A	Lab Services	79.00		
			402619A	Lab Services	260.00		
			402720A	Lab Services	285.00		
			402722A	Lab Services	79.00		
			403065A	Lab Services	235.00		
			403066A	Lab Services	121.00		
			403095A	Lab Services	981.00		
			403268A	Lab Services	85.00		
				Check# 24956 Total	28,566.75		
	25074	04/17/2024	403609A	Lab Services	79.00		
			403610A	Lab Services	309.00		
			403927A	LV Interconnect Sampling	436.80	450	LVMWD-CMWD Interconnection
			403930A	Lab Services	235.00		
			403996A	Lab Services	79.00		
			404184A	Lab Services	239.00		
			404245A	Lab Services	45.00		
			404382A	Lab Services	56.00		
			404433A	Lab Services	29.00		
				Check# 25074 Total	1,507.80		

Payment Register

Payment Date 03/26/24 - 04/22/24

Vendor	Ck#	Pmt Date	Invoice #	Invoice Description	Invoice Amt	Proj #	Project Description
Fisher Scientific	24957	03/27/2024	677368	Electrical Supplies	137.50		
					Check# 24957 Total	137.50	
	25075	04/17/2024	1384061	Lab Supplies	95.28		
				Check# 25075 Total	95.28		
Fondriest Environmental, Inc.	25002	04/03/2024	88197	Wellfield Probes	5,271.82		
					Check# 25002 Total	5,271.82	
Franchise Tax Board	25003	04/03/2024	886463872-0324B	#886463872-03/31/24	25.00		
					Check# 25003 Total	25.00	
	25076	04/17/2024	886463872-0424A	#886463872-04/15/24	25.00		
				Check# 25076 Total	25.00		
Frontier	25077	04/17/2024	2091781628-0324	Signal Channels	70.88		
			2091781628-0424	Signal Channels	75.74		
			2091883352-0324	Signal Channels	2,185.95		
			2091883352-0424	Signal Channels	2,245.30		
			2131743676-0324	Signal Channels	70.88		
			4241537402-0324	Signal Channels	120.88		
			4241537402-0424	Signal Channels	147.05		
					Check# 25077 Total	4,916.68	
Gannett California LocalIQ	25078	04/17/2024	6341737	Bid Advertisement	61.48	603	Crew Building Improvements / Networking Center
					Check# 25078 Total	61.48	
GI Industries	24958	03/27/2024	4556923-0283-5	Waste Removal & Green	1,040.68		
					Check# 24958 Total	1,040.68	
	25041	04/10/2024	4556941-0283-7	Waste Removal - Green & Recycle	201.95		
		4556962-0283-3	Waste Removal - Green	541.76			
				Check# 25041 Total	743.71		
Grainger	24959	03/27/2024	9047134466	PPE	345.23		
			9054455705	Sys. Maint Supplies	125.27		
			9056467468	Sys. Maint Supplies	251.77		
			9057802200	Unit 28 Tools	281.88		
			9061180445	Springville Supplies	60.15		
					Check# 24959 Total	1,064.30	
25004	04/03/2024	9062108619	Unit 60 Supplies	73.25			
		9065063316	O&M Supplies	225.58			
		9065261381	O&M Supplies	18.36			
				Check# 25004 Total	317.19		

Payment Register

Payment Date 03/26/24 - 04/22/24

Vendor	Ck#	Pmt Date	Invoice #	Invoice Description	Invoice Amt	Proj #	Project Description
Grainger (continued)	25042	04/10/2024	9062108627	LBWFP Supplies	150.75		
			9062359667	LBWFP Supplies	407.26		
			9062359675	Unit 60 Supplies	56.52		
			9062685640	Dist. Supplies	237.67		
			9063315122	Unit 60 Supplies	3.09		
			9069970177	O&M Stock	37.55		
			9072150239	Dist. Supplies	237.80		
			9073497589	Wellfield Supplies	375.42		
			9074623258	Dist. Supplies	101.35		
			9076127993	O&M Stock	681.55		
			Check# 25042 Total	2,288.96			
	25079	04/17/2024	9079208444	PPE	215.90		
			9080736417	Dist. Supplies	1.73		
			9082198269	First Aid Supplies	120.19		
			9082198277	Dist. Supplies	8.63		
				Check# 25079 Total	346.45		
Gregory E. Johnson	25043	04/10/2024	2024-03	Risk Mgmt Services	540.00		
				Check# 25043 Total	540.00		
Hamner Jewell & Associates	25005	04/03/2024	203295	ROW Services	1,402.50	562	Calleguas-Ventura Interconnection
			203377	ROW Services	1,443.75	562	Calleguas-Ventura Interconnection
			203378	ROW Services	165.00	569	Simi Valley Reservoir
			203423	ROW Correction - Reg 9	288.75		
				Check# 25005 Total	3,300.00		
Hansen's Plumbing & Mechanical	24960	03/27/2024	28614-1	Plumbing Service	4,415.37		
					Check# 24960 Total	4,415.37	
	25006	04/03/2024	28714	Plumbing Services	406.64		
				Check# 25006 Total	406.64		
Heron Instruments Inc	24961	03/27/2024	30841	Water Level Sounder Interface Meter	2,350.40		
				Check# 24961 Total	2,350.40		
Home Depot Credit Services	25080	04/17/2024	8086-0324	Credit Card Charges - O&M	4,795.29		
				Check# 25080 Total	4,795.29		
Hunt Ortmann Palffy Nieves Darling & Mah, Inc.	24962	03/27/2024	105593	Legal Services	3,531.00	450	LVMWD-CMWD Interconnection
				Check# 24962 Total	3,531.00		
Idexx Distribution, Inc.	24963	03/27/2024	3148275601	Lab Supplies	64.22		
				Check# 24963 Total	64.22		

Payment Register

Payment Date 03/26/24 - 04/22/24

Vendor	Ck#	Pmt Date	Invoice #	Invoice Description	Invoice Amt	Proj #	Project Description
JPW Communications LLC	25007	04/03/2024	3245	Water Awareness Campaign - Feb 2024	4,626.25		
				Check# 25007 Total	<u>4,626.25</u>		
Kaizen InfoSource LLC	25081	04/17/2024	20240402	Records Management	8,000.00		
				Check# 25081 Total	<u>8,000.00</u>		
Kiewit Infrastructure West Co.	25082	04/17/2024	450-30	Construction Retention	1,562,341.49 (78,117.08)	450	LVMWD-CMWD Interconnection
				Check# 25082 Total	<u>1,484,224.41</u>		
Larry Walker Associates	25083	04/17/2024	244.74-7	LV-CMWD Interconnection	1,002.25	450	LVMWD-CMWD Interconnection
				Check# 25083 Total	<u>1,002.25</u>		
Leighton Consulting, Inc.	25008	04/03/2024	61796	Dam & Dike Seismic Analysis Phase 2	817.50		
				Check# 25008 Total	<u>817.50</u>		
Lister Rents, Inc.	25044	04/10/2024	167067.1.1	Propane Tank & Propane	427.92		
				Check# 25044 Total	<u>427.92</u>		
Mac Valley Oil Company	25045	04/10/2024	24-313583	Oil	774.75		
				Check# 25045 Total	<u>774.75</u>		
Mc Master-Carr Supply Company	25009	04/03/2024	24276815	Sump Pump	430.40		
				Check# 25009 Total	<u>430.40</u>		
	25046	04/10/2024	24736534	Dist. Supplies	365.75		
				Check# 25046 Total	<u>365.75</u>		
	25084	04/17/2024	25112615 25164640	Dist. Supplies Dist. Supplies	203.68 90.44		
				Check# 25084 Total	<u>294.12</u>		
Multiquip Inc.	25010	04/03/2024	94108510	525 Gallon Water Trailer	10,319.21		
				Check# 25010 Total	<u>10,319.21</u>		
Napa Auto Parts	24964	03/27/2024	856052	Vehicle Supplies Unit 44	29.37		
				Check# 24964 Total	<u>29.37</u>		
New Pig Corporation	24965	03/27/2024	4299636-00	Used Battery Container	366.06		
				Check# 24965 Total	<u>366.06</u>		
Northern Safety Co., Inc.	24966	03/27/2024	906006330 906076267 906097779	PPE PPE PPE	(177.28) 121.24 177.28		
				Check# 24966 Total	<u>121.24</u>		

Payment Register

Payment Date 03/26/24 - 04/22/24

Vendor	Ck#	Pmt Date	Invoice #	Invoice Description	Invoice Amt	Proj #	Project Description
NV5, Inc.	24967	03/27/2024	379466	Construction Materials Testing	17,124.00	450	LVMWD-CMWD Interconnection
				Check# 24967 Total	17,124.00		
Office Depot	24968	03/27/2024	29905644	Office Supplies	369.03		
				Check# 24968 Total	369.03		
	25085	04/17/2024	30296498	Office Supplies	627.39		
				Check# 25085 Total	627.39		
Orkin Pest Control	24969	03/27/2024	257730635	Pest Control	267.99		
				Check# 24969 Total	267.99		
Pacific Premier Bank	25086	04/17/2024	Escrow 590-0324	Retention for Environmental Const.	2,593.75		
				Check# 25086 Total	2,593.75		
Park Oaks Mower Service	24970	03/27/2024	20612	Equipment Maintenance	390.00		
				Check# 24970 Total	390.00		
Patriot Environmental Services	25087	04/17/2024	05-23-00413-1R	Caustic Tank Clean Out	14,015.15		
				Check# 25087 Total	14,015.15		
Petty Cash	25011	04/03/2024	PC 03/31/24	Petty Cash - Mar 2024	115.16		
				Check# 25011 Total	115.16		
Phoenix Civil Engineering	25088	04/17/2024	22817 22842	Standard Drawings Updates Engineering Consulting	125.00 21,258.38	450	LVMWD-CMWD Interconnection
				Check# 25088 Total	21,383.38		
Physis Environmental Laboratories, Inc.	25089	04/17/2024	1502001-098 1502001-099 1502001-100 1502001-101	Lab Services Lab Services Lab Services Lab Services	660.00 330.00 330.00 330.00		
				Check# 25089 Total	1,650.00		
Printing Connection	24971	03/27/2024	71603	Business Cards & Envelopes	561.63		
				Check# 24971 Total	561.63		
	25047	04/10/2024	71709	Business Cards - Hernandez	129.80		
				Check# 25047 Total	129.80		
Quadient Leasing USA	25048	04/10/2024	INV17308984	Postage Supplies	18.34		
				Check# 25048 Total	18.34		
	25049	04/10/2024	Q1267394	Postage Meter Lease 01/28/24-07/27/24	235.64		
				Check# 25049 Total	235.64		

Payment Register

Payment Date 03/26/24 - 04/22/24

Vendor	Ck#	Pmt Date	Invoice #	Invoice Description	Invoice Amt	Proj #	Project Description
Quadient Leasing USA (continued)	25050	04/10/2024	60955286	Postage Meter Base 5/2024-04/2025	295.50		
				Check# 25050 Total	295.50		
Quinn Company	24972	03/27/2024	WON10021905	Equipment Repair	615.00		
				Check# 24972 Total	615.00		
R Truck & Trailer Repair	24973	03/27/2024	C240313	BIT Inspection Unit 65	240.00		
			C240313A	BIT Inspection Unit 19	120.00		
			C240313B	BIT Inspection Trailer	100.00		
			C240313C	BIT Inspection Unit 20	120.00		
				Check# 24973 Total	580.00		
Radwell International Inc.	25051	04/10/2024	34338793	Electrical Supplies	118.37		
				Check# 25051 Total	118.37		
Red Wing Business Advantage Account	24974	03/27/2024	20240310028484	Safety Shoes	549.52		
				Check# 24974 Total	549.52		
Rincon Consultants, Inc.	24975	03/27/2024	55253	Environmental Consulting	4,183.62	536	SMP Phase 3
				Environmental Consulting	4,183.63	561	SMP Phase 4
				Check# 24975 Total	8,367.25		
	25012	04/03/2024	55583	Title XVI Feasibility Study	10,918.75		
				Check# 25012 Total	10,918.75		
SAS Business Services	24976	03/27/2024	47406	Nameplate	41.83		
			47433	Nameplate	95.45		
				Check# 24976 Total	137.28		
	25052	04/10/2024	47345	Wall Signs	41.83		
			47369	Wall Signs	64.35		
				Check# 25052 Total	106.18		
Secorp Industries	25013	04/03/2024	10086765	Hydro Flow Testing	630.00		
			10086766	Monthly SCBA Inspection - Mar 2024	620.00		
				Check# 25013 Total	1,250.00		
	25090	04/17/2024	10086863	Flow Testing	360.00		
				Check# 25090 Total	360.00		
Shred-It	25053	04/10/2024	8006740326	Shredding Services - Mar 2024	123.13		
				Check# 25053 Total	123.13		
	25091	04/17/2024	8006430042	Shredding Services - Feb 2024	122.20		
				Check# 25091 Total	122.20		

Payment Register

Payment Date 03/26/24 - 04/22/24

Vendor	Ck#	Pmt Date	Invoice #	Invoice Description	Invoice Amt	Proj #	Project Description
Simi Valley Chevrolet	25014	04/03/2024	16101654	Service Unit 53	812.08		
			16103256	Service Unit 46	145.75		
					Check# 25014 Total	957.83	
	25054	04/10/2024	16102371	Service Unit 42	848.24		
16102891			Service Unit 6	1,468.39			
16103406			Service Unit 43	1,048.11			
				Check# 25054 Total	3,364.74		
Southern California Edison	24977	03/27/2024	6000015092670324	Utilities	9,655.18		
			7002185503400424	Utilities	38.31		
			7003153544210324	Utilities	134.49		
			7003154081730324	Utilities	136.67		
					Check# 24977 Total	9,964.65	
	25015	04/03/2024	4252-1008769	Springville Power Gen Fees	1,145.64		
	25055	04/10/2024	7007879066910424	Pumping Power Costs	42,185.58		
	25092	04/17/2024	700346025720224B	Pumping Power Costs	62,453.90		
				Check# 25092 Total	62,453.90		
25093	04/17/2024	4252-1010557	Springville Power Gen Fees	178.89			
							Check# 25093 Total
Spectrum/Charter Communications	25056	04/10/2024	0122407040524	Internet	739.34		
Standard Insurance Company	25016	04/03/2024	0017126900010424	2024-04 EE Paid Ins	8,471.17		
Sustainable Mitigation	25094	04/17/2024	1252	Weed Abatement Service	18,532.16		
The Acorn Newspapers	25095	04/17/2024	2024ci-8427	2024 Spring Landscape Workshop Series Ad	2,600.00		
			2024ci-8427B	2024 Drip Irrigation Workshop Ad	3,444.00		
							Check# 25095 Total
The Gas Company	24978	03/27/2024	03581318007-0324	Utilities	570.62		
Thinking2	25057	04/10/2024	196198	SSL Certificate	100.00		

Payment Register

Payment Date 03/26/24 - 04/22/24

Vendor	Ck#	Pmt Date	Invoice #	Invoice Description	Invoice Amt	Proj #	Project Description
Tony's Tires	24979	03/27/2024	47573	Tire Repair Unit 16	25.00		
				Check# 24979 Total	25.00		
TPC Training	24980	03/27/2024	INTELE10481	3D Simulation License Renewal	4,475.00		
				Check# 24980 Total	4,475.00		
Trademark Hoist & Crane	25017	04/03/2024	TM35740	Crane Inspections	2,271.63		
				Check# 25017 Total	2,271.63		
Tripac Fasteners	24981	03/27/2024	5811547	O&M Stock	571.00		
				Check# 24981 Total	571.00		
	25018	04/03/2024	5811958	Piping Supplies	1,461.68		
				Check# 25018 Total	1,461.68		
Tyler Technologies	24982	03/27/2024	045-459371	Timesheet Software	15,951.00		
			045-459372	Timesheet Software	3,190.00		
			045-459373	Timesheet Software	3,190.00		
			045-459374	Timesheet Software	3,190.00		
				Check# 24982 Total	25,521.00		
Uline Inc.	25019	04/03/2024	175632971	First Aid Kit Supplies	425.24		
				Check# 25019 Total	425.24		
Underground Service Alert	25058	04/10/2024	23-2424964	Digalert Fees	88.22		
			320240151	DigAlert Services	265.50		
				Check# 25058 Total	353.72		
United Water Conservation District	25059	04/10/2024	Prop 1 Rd 1 UWCD	Prop 1 Round 1 Proponent	2,250,000.00		
				Check# 25059 Total	2,250,000.00		
Ventura County Sheriff's Office	25020	04/03/2024	4811265-0324B	#56-2016-004811265 - 03/31/24	50.00		
				Check# 25020 Total	50.00		
	25096	04/17/2024	4811265-0424A	#56-2016-004811265-04/15/24	50.00		
				Check# 25096 Total	50.00		
Ventura Steel, Inc.	25060	04/10/2024	300408	Sys. Maint. Supplies	85.80		
			300436	Sys. Maint. Supplies	271.34		
				Check# 25060 Total	357.14		
Verizon Wireless	24983	03/27/2024	9959070163	Signal Channels	4,497.08		
				Check# 24983 Total	4,497.08		

Payment Register

Payment Date 03/26/24 - 04/22/24

Vendor	Ck#	Pmt Date	Invoice #	Invoice Description	Invoice Amt	Proj #	Project Description
Verizon Wireless (continued)	25097	04/17/2024	9960775549	Signal Channels & Telephone	2,352.62		
				Check# 25097 Total	2,352.62		
WageWorks	25021	04/03/2024	INV6347164	2024-03 Admin Fees	235.00		
				Check# 25021 Total	235.00		
Water Systems Consulting, Inc.	25022	04/03/2024	9120	Water Resources Implementation Strategy WRIST	13,805.00		
				Check# 25022 Total	13,805.00		
Wells Fargo Bank, N.A.	25061	04/10/2024	44047	2008A Remarket Fee	9,462.50		
				Check# 25061 Total	9,462.50		
Wells Fargo Business Card	25098	04/17/2024	8040-0324	Credit Card Charges - HRRM	624.57		
				Check# 25098 Total	624.57		
	25099	04/17/2024	2375-0324	Credit Card Charges - GM	294.69		
				Check# 25099 Total	294.69		
	25100	04/17/2024	1757-0324	Credit Card Charges - Finance	68.68		
				Check# 25100 Total	68.68		
	25101	04/17/2024	6257-0324	Credit Card Charges - Eng	752.90		
				Check# 25101 Total	752.90		
	25102	04/17/2024	5531-0324	Credit Card Charges - IT	770.20		
				Check# 25102 Total	770.20		
	25103	04/17/2024	5087-0324	Credit Card Charges - HRRM	234.85		
				Check# 25103 Total	234.85		
	25104	04/17/2024	2649-0324	Credit Card Charges - Water Resources	3,297.17		
				Check# 25104 Total	3,297.17		
	25105	04/17/2024	2558-0324	Credit Card Charges - O&M	2,313.01		
				Check# 25105 Total	2,313.01		
	25106	04/17/2024	8805-0324	Credit Card Charges - Exec. Secretary	6,586.77		
				Check# 25106 Total	6,586.77		
Westlake Ace Hardware	24984	03/27/2024	14402091	Light Tools	809.73		
				Check# 24984 Total	809.73		
	25062	04/10/2024	14402113	Synthetic Oil	92.93		
				Check# 25062 Total	92.93		

Payment Register

Payment Date 03/26/24 - 04/22/24

Vendor	Ck#	Pmt Date	Invoice #	Invoice Description	Invoice Amt	Proj #	Project Description
Wilder, Deborah	25107	04/17/2024	2084	Legal Services	780.00	450	LVMWD-CMWD Interconnection
				Legal Services	180.00		
				Check# 25107 Total	960.00		
Wildwood Boots	24985	03/27/2024	245	Safety Shoes	439.85		
				Check# 24985 Total	439.85		
				Check Total	4,714,075.10		
A and B Electric Company, Inc.	2495	04/17/2024	96834	Meetings and Training	313.40		
			96835	Inspection & Consulting Services	11,223.70	450	LVMWD-CMWD Interconnection
			96836	Inspection & Consulting Services	8,992.36	590	TOD Pump Station Rehabilitation
			96837	Inspection & Consulting Services	4,350.00	591	Lake Sherwood Pump Station Rehabilitation
				EFT# 2495 Total	24,879.46		
Aspen Environmental Group	2475	03/27/2024	3595.002-01	Environmental Services	13,126.25		
				EFT# 2475 Total	13,126.25		
Best Best Krieger, LLP	2477	04/03/2024	990529	Las Posas Basin Adjudication	14,764.52		
			990530	Las Posas Basin Adjudication	3,769.50		
				EFT# 2477 Total	18,534.02		
Bondy Groundwater Consulting, Inc.	2490	04/10/2024	095-09	LPUG, FCGMA, ASR GW Support	9,340.21		
				EFT# 2490 Total	9,340.21		
Camrosa Water District	2478	04/03/2024	Jan 2024	2024-01 Round Mountain LRP Credit	15,100.00		
				EFT# 2478 Total	15,100.00		
Employment Development Department (EDD)	2481	04/03/2024	2024-03-31	2024-03-31 Payroll Taxes	25,033.34		
				EFT# 2481 Total	25,033.34		
Geotab USA, Inc.	2491	04/10/2024	IN376969	Vehicle GPS Service	1,125.75		
				EFT# 2491 Total	1,125.75		
Hach Company	2496	04/17/2024	13975170	System Analyzers	2,784.10		
			13981788	System Analyzers	2,155.73		
			13993005	Electrical Supplies	81.29		
				EFT# 2496 Total	5,021.12		
ICMA	2488	04/04/2024	304070-457-0324B	2024-03-31 Def Comp	16,406.30		
				EFT# 2488 Total	16,406.30		
	2489	04/04/2024	803371-414-0324B	2024-03-31 RHS Plan	7,564.20		
				EFT# 2489 Total	7,564.20		

Payment Register

Payment Date 03/26/24 - 04/22/24

Vendor	Ck#	Pmt Date	Invoice #	Invoice Description	Invoice Amt	Proj #	Project Description
Internal Revenue Service (IRS)	2482	04/03/2024	2024-03-31	2024-03-31 Payroll Taxes	140,905.23		
					EFT# 2482 Total		140,905.23
Kennedy Jenks Consultants	2492	04/10/2024	170664	Prop 1 Round 1 IRWM Grant Administration	3,420.00		
			170667	Prop 1 Round 2 IRWM Grant Administration	3,720.00		
	EFT# 2492 Total		7,140.00				
	2497	04/17/2024	170663	Engineering Consulting	29,530.80	592	Lindero Pump Station Rehabilitation
			170665	Engineering Consulting	20,948.57	603	Crew Building Improvements / Networking Center
170666			Engineering Consulting	4,530.00	480	Conejo Pump Station Rehabilitation	
170668			Engineering Consulting	2,265.00	450	LVMWD-CMWD Interconnection	
		170669	CalArp Eval of Chlorine/Ammonia Syst. @ WF	6,783.75			
		170670	Engineering Consulting	3,987.50	450	LVMWD-CMWD Interconnection	
EFT# 2497 Total		68,045.62					
Metropolitan Water District	2444	03/28/2024	11375	Water Payment - Jan 2024	4,939,277.11		
					EFT# 2444 Total		4,939,277.11
Mission Uniform Service	2476	03/27/2024	521259995	Mat/Towel Service	110.13		
					EFT# 2476 Total		110.13
	2479	04/03/2024	521300970	Mat/Towel Service	77.17		
					EFT# 2479 Total		77.17
	2493	04/10/2024	521344996	Mat/Towel Service	110.13		
EFT# 2493 Total					110.13		
2498	04/17/2024	521389777	Mat/Towel Service	77.17			
				EFT# 2498 Total		77.17	
Northern Digital, Inc.	2499	04/17/2024	57710	Control System Integration Services	2,757.16	590	TOD Pump Station Rehabilitation
			57719	System Support	2,035.00		
	EFT# 2499 Total		4,792.16				
On-Site Technical Services	2500	04/17/2024	11227	Inspection Services	8,061.48	450	LVMWD-CMWD Interconnection
					EFT# 2500 Total		8,061.48
Perliter & Ingalsbe	2501	04/17/2024	18850	Engineering Consulting	21,812.50	569	Simi Valley Reservoir
			18851	Engineering Consulting	37,245.00	562	Calleguas-Ventura Interconnection
			18852	Engineering Consulting	4,160.00	590	TOD Pump Station Rehabilitation
			18853	Engineering Consulting	3,050.00	591	Lake Sherwood Pump Station Rehabilitation
	EFT# 2501 Total		66,267.50				
Pers Health	2483	04/03/2024	17486080	2024-04 Health Premium	189,942.65		
					EFT# 2483 Total		189,942.65

Payment Register

Payment Date 03/26/24 - 04/22/24

Vendor	Ck#	Pmt Date	Invoice #	Invoice Description	Invoice Amt	Proj #	Project Description
Pers Health (continued)	2484	04/03/2024	17486100	2024-04 Health Premium	6,469.03		
				EFT# 2484 Total	6,469.03		
Pers Retirement	2485	04/03/2024	2024-03-1	2024-03-1 Classic Contrib	52,060.87		
				EFT# 2485 Total	52,060.87		
	2486	04/03/2024	2024-03-1P	2024-03-1 Classic Contrib	29,202.36		
				EFT# 2486 Total	29,202.36		
	2487	04/03/2024	2024-03-1PA	2024-03-1 Adj. PEPRA Contrib	12.45		
				EFT# 2487 Total	12.45		
SatCom Global Inc.	2494	04/10/2024	AI04240059	Satellite Phone	56.77		
				EFT# 2494 Total	56.77		
Wendelstein Law Group PC	2480	04/03/2024	W 1247-0324	Legal Services	1,032.50	450	LVMWD-CMWD Interconnection
				Legal Services	31,152.00		
			W 1260-0324	Legal Services	265.50	603	Crew Building Improvements / Networking Center
				EFT# 2480 Total	32,450.00		
					EFT Total		
					5,681,188.48		
					Grand Total		
					10,395,263.58		



**Payment Register - TMDL
03/26/2024 - 04/22/2024**

TMDL Operating Cash Account

Total Checks and Electronic Fund Transfers Issued: \$ 40,366.86

Cash in TMDL Bank Account \$1,459,011.98

Payment Register - TMDL

Payment Date 03/26/24 - 04/22/24

Vendor	Ck#	Pmt Date	Invoice #	Invoice Description	Invoice Amt	Proj #	Project Description
Larry Walker Associates	449	04/10/2024	617.18-25	Salt and Nutrient Mgmt Plan Development	816.00		
			617.31-7	Regulatory Tracking and as Needed Support	1,664.75		
			617.32-8	TMDL Program Management & Reporting	389.00		
			617.33-8	TMDL Monitoring & Data Management	22,528.71		
			617.34-8	CCW Salts TMDL Monitoring Program	13,184.66		
			617.39-8	TMDL Meeting Attendance and Contract Admin	756.50		
			Check# 449 Total				39,339.62
Ventura County Farm Bureau	450	04/10/2024	31624	TMDL - Feb 2024	1,027.24		
					Check# 450 Total		
Check Total					40,366.86		
Grand Total					40,366.86		

General Manager's Monthly Status Report to the Board of Directors

CALLEGUAS

**MUNICIPAL WATER
DISTRICT**



bewaterwise.com



bewaterwise.com



Steve Lazar, Construction Inspector II; Gabriela Araujo, Associate Project Manager; and David Hernandez, Assistant Operations Supervisor, were happy to attend the Ventura College Job Fair on March 20 to talk with students about why they love working at Calleguas.

Report for March 2024 Activities

Water Resources Implementation Strategy (WRIST)

1. The consultant team of Water Systems Consulting and Dopudja & Wells continued the portfolio evaluation process and prepared for the third partner workshop scheduled for April 30.

Water Policy and Strategy

2. In April, the Metropolitan Water District of Southern California (Metropolitan) Board of Directors considered the following issues of particular relevance to the District. Agendas, background materials, live streaming meetings, and video archives for Metropolitan Board and Committee meetings may be accessed via the Metropolitan website, <https://mwdh2o.legistar.com/Calendar.aspx>.
 - **Budget** - On April 9, the Metropolitan Board of Directors adopted its budget, rates, and charges for Fiscal Period 2024/25 and 2025/26. The recent drought and associated mandatory conservation followed by record precipitation, along with increasing water use efficiency, have combined to depress sales. The lower sales, increased costs, and need to maintain minimum reserve levels combined for an initial rate proposal of 13% for year one and 8% for year two for full service untreated water. Continuing decreased sales created an imbalance between fixed costs and variable revenues that drew down Metropolitan general reserves to minimal levels and led to the large initial rate proposal. The initially proposed treated water surcharge was a 17% rate increase for the first year. The higher rate increase reflected the more pronounced imbalance in the treated water surcharge, where 85% of costs are fixed while 100% of costs are recovered through volumetric, variable rates. The treated water stabilization fund reserve fund has been drawn down to zero.

The Metropolitan Board addressed the overall untreated water rate with a variety of measures to try to moderate the rate increases, including a slight increase in Metropolitan's property tax rate, additional budget cuts, and direction to the General Manager to pursue one-time sales of stored water in Lake Mead. This reduced the untreated water rate increase to 8.5% in each of the next two years. Careful review of the treated water surcharge by Metropolitan's financial staff resulted in reducing the rate proposal for treated water to 11.1% in 2025 and 9.5% in 2026. Calleguas only has access to treated water from Metropolitan and continues to be concerned that the imbalance between fixed costs and variable revenues remains unaddressed. As structured, the treated water surcharge does not account for the fixed costs associated with maintaining treatment capacity for those member agencies that use Metropolitan's treatment capacity on an "on-demand" basis. It is also troubling that

Metropolitan depleted the water treatment stabilization fund over the last two years with no provision to replenish the fund.

Calleguas's retail purveyors and other entities within the Calleguas service area were articulate in their messaging and impressive in the sheer volume of comments to the Metropolitan Board on the water treatment surcharge and other rate increase related issues. As a result of those comments and coordination with other Metropolitan member agencies and Metropolitan staff, the Metropolitan Board's formal adoption of the rates included the following commitment to address the treated water surcharge:

“Metropolitan will work with member agency staff and the CAMP4Water Task Force to understand and analyze the treatment surcharge and specifically address issues that arise from that analysis including but not limited to modifying the way the charge is calculated. A final method will be prioritized as part of the new business model discussion and recommended for adoption as soon as possible thereafter but no later than approval of the new business model.”

- Climate Adaptation Master Plan for Water (CAMP4W) - The CAMP4Water Task Force held a meeting on April 24. Calleguas staff continues to work with the District's Metropolitan Director, other Metropolitan member agency managers, and Metropolitan staff to address the concerns of Calleguas, the cities within the Calleguas service area, and Calleguas's retail purveyors.
- State Water Project Dependent (SWP-D) Area Solutions - On April 9, the Metropolitan Board of Directors appropriated \$636.48 million for projects identified for the next two years in its Capital Investment Plan. The plan includes a new category devoted to projects for drought mitigation in the SWP-D area. The Westside Water Supply Reliability - Sepulveda Feeder Pump Stations Phase 1 project is of particular interest to the District. The Sepulveda Feeder Pump Station would help to provide water supply reliability to the SWP-D west branch area, which includes Calleguas, Las Virgenes Municipal Water District (LVMWD), and the City of Los Angeles. The budget appropriates \$110 million dollars to complete project design and initiate construction in 2026. The project is among a suite of projects and operational changes that Metropolitan is implementing in response to the August 2022 “Call to Action” resolution to “reprioritize CIP projects and spending plans as needed to expedite work on critical and time-sensitive elements to address the supply and infrastructure inequity” for the SWP-D area. District staff has been actively involved in developing the action portfolio included as projects and continuing studies to address reliability of Metropolitan's system to the Calleguas and its customers.

External Affairs

General Manager Outreach

3. On April 2, the General Manager presented an overview of Calleguas to attendees of the quarterly meeting of the Ventura County Chapter of the California Special Districts Association. Approximately 35 special district representatives were in attendance.
4. On April 8, the General Manager, Manager of Finance, and Manager of External Affairs met with the City of Moorpark Mayor, City Manager, and Public Information Officer regarding the (at that time proposed) Metropolitan rate increases. The Moorpark representatives sought a better understanding of the overall issue and how to provide effective input. Calleguas staff provided an overview of the rate increases and discussed opportunities for public comment. The City sent a letter to Metropolitan expressing their concerns about the rates and the Mayor also provided public comment at the Metropolitan Board meeting.
5. On April 17, with Director Avila's facilitation, the General Manager was invited to address the Ventura County Local Agency Formation Commission (LAFCo) monthly meeting about the Metropolitan rate increases. After a robust discussion and question and answer session, the LAFCo Commissioners agreed to send a letter to Metropolitan regarding their concerns about the increases.

Elected Official Calleguas Tours

6. On April 15, Director Avila, the General Manager, the Manager of External Affairs, and the Management Analyst welcomed Ventura County Supervisor Janice Parvin and three of her staff members for a tour and briefing. Supervisor Parvin represents Simi Valley, Moorpark, and Bell Canyon, among other communities. She and her staff engaged in a lively and informative dialogue with the Calleguas representatives, discussing the Calleguas system, WRIST, and other topics.



7. On April 19, President Quady, Director McMillan, the General Manager, the Deputy General Manager, the Manager of External Affairs, and the Management Analyst welcomed Assemblymember Jacqui Irwin and her District Representative, Araceli Curiel, for a briefing. Topics covered included Metropolitan rates and the WRIST process.



Partnerships

8. Staff participated in the Conejo Valley and the Simi Valley Chambers of Commerce legislative advocacy virtual meetings and provided updates regarding Metropolitan rate increases and recent elected official visits to Calleguas.
9. The Manager of External Affairs concluded serving on the Association of Water Agencies of Ventura County (AWA) Symposium planning committee to coordinate speakers and details for the event, which was held on April 18. Numerous Calleguas staff members and Directors attended this event, which centered on the theme of being nimble in a changing world. Presentations and discussions focused on the importance of increased resilience, partnerships, and anticipating change.
10. On April 16, the Executive Strategist, Manager of External Affairs, Management Analyst, and Senior Communications Specialist met with Metropolitan staff as a follow-up to the February 7 Calleguas Board of Directors meeting attended by Metropolitan's Board Chair, General Manager, and other executive staff members. At that meeting, Metropolitan's General Manager called upon Metropolitan staff to work collaboratively with Calleguas in improving communication with Calleguas purveyors. This follow-up meeting included Metropolitan's External Affairs Group Manager, Legislative Section Manager, Member Services and Public Outreach Section Manager, and Government and Regional Affairs Representative. The discussion included a frank exchange on the importance of addressing the treatment surcharge as a key issue with the District's retail purveyors. Metropolitan staff was very helpful in offering to be a resource for public

outreach materials. As a result of the conversation, Metropolitan agreed to develop a fact sheet covering the recent rate increases.

State Advocacy

11. On April 10-11, Director McMillan, the Manager of External Affairs, and the Management Analyst attended the Association of California Water Agencies' (ACWA's) annual Legislative Symposium in Sacramento. This half-day event focused on two topics: 1) the pending Conservation as a California Way of Life regulation and 2) the 10-year anniversary of the passage of the Sustainable Groundwater Management Act. Along with attending the Symposium, the Calleguas representatives met with legislators and their staff who represent the service area including Senator Monique Limon, Senator Henry Stern, and Assemblymember Steve Bennett.



Water Resources

Public Outreach and Engagement

12. Staff continues to work with L.A. Design Studio to redesign the Calleguas website to create a modern, user-friendly, and accessible website that effectively communicates information about water services, promotes public engagement, and complies with industry regulations and standards. The Manager of Water Resources solicited input from staff regarding desirable features of the new site's design and content.
13. On April 25, the District hosted its monthly Purveyor Managers meeting. Topics included Metropolitan rate increases, Zero Emission Vehicle regulations, presentations from the City of Oxnard and Camrosa Water District (Camrosa) regarding Metropolitan's Member Agency Administered Program, and an overview of the Turnkey Turf Transformation Project.

14. Calleguas remains engaged with JPW Communications in promoting "The Landscape is Change" communications campaign. Staff is working to integrate a non-functional turf outreach component into the campaign, which involves the creation of an informational flyer.
15. On March 28, the Manager of Engineering and Senior Communications Specialist provided a presentation and update to the Oak Park Municipal Advisory Committee on the Calleguas-LVMWD Interconnection (Project No. 450). The presentation covered dewatering activities and the anticipated project schedule. Additionally, information about the project website and electronic newsletter was provided.
16. On April 4, the Senior Communications Specialist attended Metropolitan's Water Education Coordinators Meeting. The meeting featured a presentation by Rowland Water on their Water Education programs, along with updates from Metropolitan on the Calendar Art Program and Water Engineering 4 Good, an online STEAM (Science, Technology, Engineering, Art, Math) competition tailored for middle school through high school students.
17. On April 6, Calleguas hosted a California Friendly Landscape Training workshop provided through Metropolitan. Participants learned how to design their landscapes using principles of water-wise landscaping, including building a healthy soil sponge, capturing rainwater, selecting native plants, and controlling irrigation. There were 20 attendees.



18. On April 11-12, the Principal Water Resource Specialist, Jenyffer Vasquez, attended the WaterNow Alliance 2024 Emerging Leader Awards and Summit in Philadelphia, PA. The awards ceremony was hosted during the Spring Water Policy Forum in collaboration with

the Water Center at the University of Pennsylvania. The Principal Water Resource Specialist was recognized as a 2023 Emerging Leader awardee and welcomed the newest cohort of award recipients. These awards recognize water utility professionals that advance meaningful cultural change in the areas of sustainability, equity, or community engagement and are poised to take leadership positions in the coming years. Topics of the summit included Building Trust with Communities as an Equitable Water Utility, Workforce Development in the Water Sector, and Managing Water in a Changing Climate.

19. On April 13, The UC Master Gardeners of Ventura County held their monthly Calleguas-sponsored drip irrigation workshop. This hands-on class teaches participants how to convert their existing sprinkler systems to drip irrigation. There were 13 attendees. Workshops will continue the second Saturday of every month until October.
20. On April 18, the Senior Communications Specialist hosted an informational booth at Amgen's Earth Day Event, offering attendees water-wise information such as rebate details, the Garden Landscapes for Ventura County guide, and packets of California poppy seeds. The event, exclusively for Amgen staff, included a tree dedication ceremony and informational booths from various local organizations.
21. On April 18, the Manager of Water Resources attended the monthly Metropolitan Water Use Efficiency meeting. Topics included updates on conservation expenditures, leak detection, the California Conservation Framework, classes funded by Metropolitan and taught by Green Gardens Group, External Affairs activities, and Conservation Program administrative updates.
22. On April 20, the staff hosted an informational booth at the City of Thousand Oaks' Annual Arbor Earth Day Event at the Thousand Oaks Community Center. The event included an electronic vehicle display area, compost and plant giveaways, a bicycle safety course, and educational booths. Calleguas staff provided water-wise information, including rebate details, the Garden Landscapes for Ventura County guide, and packets of California poppy seeds.



Water Use Efficiency and Conservation

23. *Turnkey Turf Transformation Project* – Staff continues to work with Inland Empire Utilities Agency (IEUA), which is managing the administration of the grant received through the Department of Water Resources (DWR) Urban Community Drought Relief Grant Program, to execute interagency agreements and other administrative protocols for the program.

Staff is also working with IEUA and project partners LVMWD and Upper San Gabriel Valley Municipal Water District (MWD) to select the program's public outreach firm and landscape contractor.

24. In April, there were 122 applications with approved reservations under the Turf Replacement Program (TRP) for a total reserved amount of \$1,780,591 in Metropolitan funding and \$120,724 in Calleguas supplemental funding. Another eight applications are in the pre-approval stage, awaiting a confirmed reservation. These applications total \$20,792 in requested Metropolitan funding, although funds are not committed until an application is approved (a small percentage of applications drop out at this stage). Only funding remaining available within the supplemental budget will be committed.

Since July 1, 2023, there have been 346 TRP rebates paid totaling \$2,112,538 in Metropolitan funding and \$511,470 in Calleguas supplemental funding.

For fiscal year (FY) 2023-24, under the Device Rebate Program, there are currently 100 pending applications totaling \$9,733 in reserved Metropolitan funding. An additional 777 rebates have been paid, totaling \$98,602 in Metropolitan funding.

Upcoming Events

25. Saturday, April 27, 10:00 – 11:30 a.m. - Turf Replacement: Application to Rebate

The UC Master Gardeners of Ventura County will present an in-person workshop at Calleguas headquarters to walk attendees through the process of applying for a turf replacement rebate.

Registration is required at <https://ucanr.edu/sites/VCMG/?calitem=581170> or by calling (805) 750-2807.

26. Saturday, May 4, 9:00 a.m. - 4:00 p.m. - Simi Valley Street Fair

Director Avila coordinated a booth for Calleguas at the Simi Valley Street Fair, to be held at the Simi Town Center. Staff from Calleguas will be present at the booth to engage with attendees, which typically number in the thousands.

27. Saturday, May 11, 9:00 – 11:00 a.m. - Hands-on Drip Irrigation Workshop

The UC Master Gardeners of Ventura County will conduct their monthly Calleguas sponsored drip irrigation workshop at headquarters. This hands-on class teaches participants how to convert their existing sprinkler systems to drip irrigation.

Registration is required at <https://ucanr.edu/sites/VCMG/?calitem=571177&g=79246> or by calling (805) 750-2807.

Water Resource Development

28. On March 28, the Deputy General Manager attended the inaugural planning meeting for OceanWell Water Farm #1 at LVMWD. The Natural Ocean Well Company (OceanWell) is a private company in the process of determining whether they can bring to market a modular, subsurface “water farm” composed of filter pods that leverage the hydrostatic pressure at the ocean floor to accomplish membrane desalination at a slightly reduced cost over traditional onshore desalination plants. OceanWell has partnered with LVMWD to investigate membrane fouling by testing the units in the Las Virgenes Reservoir. LVMWD applied for Metropolitan Future Supply Actions funding associated with further OceanWell research and planning; Calleguas agreed to participate as a member agency partner in that effort, with a financial contribution of \$10,000.

At the March 28 meeting, OceanWell provided an update on technological and permitting processes and presented its current preferred location for Water Farm #1: Santa Monica Bay. Santa Monica Bay is among the densest stretches of coastline, in terms of protected species, protected habitats, environmental activists, and residential housing, and is likely to require significant institutional alignment among the City of Malibu; the State of California, including the California Coastal Commission; and numerous other regulatory bodies and interest groups. Next steps for public agency participants include potential demand analysis and possible feasibility studies. Next steps for OceanWell include continuing to advance the technological readiness of their pilot filter pods and initiating conversation with the City of Malibu and other key stakeholders in and around their preferred Water Farm #1 location. Other organizations in attendance included Los Angeles Department of Water and Power, Upper San Gabriel Valley MWD, Three Valleys MWD, Metropolitan, and IEUA.

Groundwater Resources

29. *Las Posas Basin Watermaster Policy Advisory Committee (PAC) and Technical Advisory Committee (TAC)* – The PAC met on April 4 and appointed Tony Morgan, a hydrogeologist with Daniel B. Stephens & Associates, as the PAC Administrator. The PAC accepted nominations for non-voting TAC members; Calleguas is appointing Bryan Bondy of Bondy Groundwater Consulting, the District’s longtime Consulting Groundwater Manager, as its non-voting TAC member. The PAC anticipates remaining involved in the Fox Canyon Groundwater Management Agency’s evaluation of alternative staffing options. The PAC regularly meets at 3:00 p.m. the first and third Thursday of every month in the Calleguas Board room.

30. Groundwater storage totals through the end of March include 0 AF of well production and 0 AF of well injection.

Groundwater storage totals through March are as follows:

East Las Posas Wellfield Injection	0 acre-feet
East Las Posas Wellfield Allocation	0 acre-feet
East Las Posas In Lieu	6,348 acre-feet
West Las Posas In Lieu	25,192 acre-feet
Conejo Creek Project	23,453 acre-feet
United Storage	10,482 acre-feet
Oxnard In Lieu	18,060 acre-feet

Engineering

Construction

31. *Calleguas-Las Virgenes Municipal Water District (LVMWD) Interconnection (450)* – At the request of Ventura County Supervisor Jeff Gorell, staff is working to design and produce a banner featuring a QR code and project website with information about construction and the projected completion date, which is the end of 2024. There will be three identical banners posted, with two at the intersection of Lindero Canyon and Kanan Roads and the third at the Pump Station (PS)/Pressure Reducing Station (PRS) site.

The contractor, Kiewit Infrastructure West Co. (Kiewit), continued work at the PS/PRS site, installing additional conduits and electrical conductors as well as appurtenances. Kiewit also continued installing ducting and cooling system piping within the PS/PRS. Kiewit continued to backfill around the PS/PRS and successfully completed witnessed factory testing of the two portable generators.

On the pipeline portion of the work within Lindero Canyon Road, Kiewit continued work within the shallow groundwater area south of the intersection of Lindero Canyon Road and Bowfield Street. Kiewit excavated a pipeline trench, performed construction dewatering as necessary, placed shoring, and installed and backfilled approximately 400 feet of 30-inch diameter welded steel pipeline.

At the Triunfo Water and Sanitation District's (TWSD's) new meter station, located at the southeast corner of Kanan and Lindero Canyon Roads, Kiewit continued work installing appurtenances inside the meter station and installed the new TWSD control panel on a concrete pad. Staff continued to coordinate with the City of Thousand Oaks regarding encroachment permit requirements and modified traffic control plans. LVMWD staff continues to work on programmable logic controller programming of the PRS control panel. (*CIP Priority: High*)

39. *TOD Pump Station Rehabilitation (590)* – The pump station shutdown and cutover from the temporary electrical system to the permanent electrical system was successfully completed within the scheduled timeframe. Demolition of the temporary infrastructure was completed and final site clean-up has begun. *(CIP Priority: High)*
40. *Lake Sherwood Pump Station Rehabilitation (591)* – The electrical subcontractor, Leed, continues to prepare for the upcoming shutdown and cutover to the temporary system. *(CIP Priority: High)*

Design

41. *Conejo Pump Station Rehabilitation (480)* – Kennedy Jenks Consultants is developing a proposal for design. *(CIP Priority: High)*
42. *Salinity Management Pipeline (SMP), Phase 3 (536)/Phase 4 (561)* – The Administrative Draft Supplemental Environmental Impact Report (SEIR) is under review by District staff and the City of Camarillo (noise and traffic sections only) in preparation for circulating the Draft SEIR for public review. *(CIP Priority: Low)*
43. *Calleguas-Ventura Interconnection (562)* – Perliter & Ingalsbe (P&I) submitted the 50% plans and specifications, which are under review by staff. Hamner Jewell & Associates continued to contact underlying property owners where easements will be necessary and access is needed to complete the geotechnical investigation. Staff continued to coordinate with City of Ventura on the flow control station and pipeline connection point and the City of Oxnard for the pipeline locations along Oxnard's existing easements. *(CIP Priority: High)*
44. *Simi Valley Tank (569)* – P&I continued work on design and prepared renderings of the tank on the selected site. Negotiations with the property owner regarding right of entry are ongoing. *(CIP Priority: High)*
45. *Oxnard-Santa Rosa Feeder and Santa Rosa Hydro Improvements (582)* – Staff continues review of the revised 90% instrumentation plans and specifications. (No change.) *(CIP Priority: Medium)*
46. *Crestview Well No. 8 (585)* – Crestview Mutual Water Co. is evaluating options for how best to proceed with the project. (No change.) *(CIP Priority: Not Evaluated)*
47. *Lake Bard Pump Station, Lake Bard Water Filtration Plant (LBWFP) Flowmeter, and Lake Bard Outlet Tower Improvements (587)* – KJ is preparing 100% plans and specifications. Engineering and External Affairs staff coordinated to submit a request for partial funding of the project through the congressional budget. *(CIP Priority: High)*

48. *Fairview Well Rehabilitation (589)* – Staff worked with the consultant MKN & Associates (MKN) on a scope amendment, based on the finalized operational strategy, to complete the preliminary design report. *(CIP Priority: High)*
49. *Lindero Pump Station Rehabilitation (592)* – KJ continued preparation of the 100% design plans and specifications. Staff submitted an application for a permit to construct to the Ventura County Air Pollution Control District for the new diesel backup generator. Staff coordinated with Southern California Edison (SCE) and Conejo Recreation and Park District for easements to support the new electrical service lines. *(CIP Priority: High)*
50. *Calleguas Conduit North Branch (CCNB) Broken Back Rehabilitation, Phase 4 (598)* – Staff continues to investigate potential technologies for locating the precise extents of pipeline encasements. *(CIP Priority: High)*
51. *Crew Building Expansion and Networking Center Relocation (603)* – On April 18, staff received a single bid that was 59% higher than the engineer’s opinion of probable construction costs. Staff is reviewing the bid and evaluating next steps. *(CIP Priority: High)*
52. *Somis Farmworker Housing SMP Discharge Station (607)* – At the District’s request, the developer, AMCAL, provided updated CAD files showing the current state of the project site. MKN will use this information to update design drawings as necessary. The District continues to await a deposit for construction costs from AMCAL, as well as the necessary temporary and permanent easements. *(CIP Priority: Medium)*
53. *Wellfield No. 2 Solar System (613)* – Engineering staff is considering options for accomplishing design of the system. (No change.) *(CIP Priority: Low)*
54. *CCSB Strengthening for Metrolink SCORE Improvements (614)* – Metrolink staff continues to review District’s Request for Special Design Consideration package. (No change.) *(CIP Priority: High)*

Studies and Planning

55. *Analysis of Wood Ranch Dam and Dikes* – After analysis of the data gathered during seismic cone penetration testing, Leighton Consulting, Inc. (Leighton) staff and Division of Safety of Dams officials determined a hollow-stem auger drill would be appropriate to conduct borings at the main dam and Dike No. 6 during the final exploratory phase of the seismic assessment. Leighton's subcontractor, Martini Drilling Corporation, performed borings and collected samples for further geotechnical laboratory analysis. Drilling locations were backfilled with cement-bentonite non-shrinking grout.
56. *Pipeline Condition Assessment Program* – Engineering staff continues to coordinate with V&A Consulting Engineers and O&M staff to reattempt Xylem’s Smartball inspection of the Oxnard-Santa Rosa Feeder Unit 1 and 2 pipelines.

57. *Study of Seismic Impacts to the Santa Susanna Tunnel* – The consultant, Brierley Associates, continued working on compiling the data and preparing a draft report. (No change.)

Grants and Funding Opportunities

58. *Proposition 1, Round 1 Integrated Regional Water Management (IRWM) Implementation Grant Funding* – DWR approved the invoice for the fourth quarter of 2023. Local project sponsors are preparing invoices and progress reports for the first quarter of 2024. DWR continues to evaluate the request for amendment to the grant agreement to reallocate the funding from the City of Camarillo’s Recycled Water Reservoir, which is not proceeding, to the remaining three projects in the agreement (Calleguas–LVMWD Interconnection [Project No. 450], United Water Conservation District Iron and Manganese Removal Project Phase 1, and City of Ventura Eastside to Westside Waterline Interconnection Project Phase 2).

59. *Proposition 1, Round 2 IRWM Implementation Grant Funding and Urban Community Drought Relief Grant* – DWR approved the invoice from project inception through the fourth quarter of 2023 and an invoice for January 2024 for Nyeland Acres Mutual Water Company to expedite reimbursement for the pipeline materials they ordered due to their limited available reserves. Local project sponsors are preparing invoices and progress reports for the first quarter of 2024. On May 17, Calleguas will host a celebratory event to recognize the local project sponsors and their work to improve regional water supply reliability. Assemblymember Steve Bennett will be the keynote speaker at the event.

60. *U.S. Bureau of Reclamation Title XVI (Water Reclamation and Reuse) Feasibility Report* – Potential regional partners, including Ventura County Waterworks District #1, Camrosa, and the City of Camarillo, are reviewing the administrative draft of the Title XVI Feasibility Report for the SMP and several potential brackish groundwater desalters that could discharge into it.

Miscellaneous

61. *Training* – Three of the Construction Inspectors provided construction updates to Engineering staff on the Calleguas-Las Virgenes Interconnection and TOD Pump Station Rehabilitation.

62. *Fairview Pump Station Battery Storage System* – Ventura Energy and Golden State Renewable Energy received confirmation from the Self-Generation Incentive Program’s Administrator, SCE, that the Tesla Megapack and Battery Energy Storage System passed final inspection.

63. *Advanced Clean Fleet Regulation and Compliance* – Staff continues to investigate the impact of AB 1594 on the requirements for compliance with the California Air Resource Board’s Advanced Clean Fleet Regulation.

Operations and Maintenance

System Operations

64. Camrosa’s Round Mountain Water Treatment Plant, the City of Camarillo’s North Pleasant Valley Desalter, and Port Hueneme Water Agency’s water treatment plant are currently online and discharging brine into the SMP.

65. Control Systems staff supported the TOD Pump Station Rehabilitation (Project No. 590) during a multi-day shutdown, which included extensive testing, to return the site to permanent power. The site was successfully returned to service on schedule. Crews also encountered an issue at the Apricot Lane monitoring well site. While retrieving the level probe cable during routine data gathering, the cable was severed and fell to the bottom of the well. Staff contacted the District’s as-needed well services contractor, Layne Christiansen, who videoed to verify the location of the intakes and the cable itself. It was determined that the cable would not impact future operations of the well and it could be safely operated until it is due for rehabilitation or service; once the well is removed for rehab or service, the cable can be recovered. Lastly, crews installed a solenoid control device at Solano Verde Turnout to operate the relief valve from the service connection cabinet. This will allow water quality staff to improve chlorine residuals as needed without having to set up traffic control or perform confined space entry.

66. Control Systems staff performed preventative maintenance and routine inspection on:

- LBWFP
- Lake Bard
- Headquarters
- West Portal Overflow
- Grandsen Pump Station
- TOD Pump Station
- Pressure Regulating Station Nos. 4 and 5
- Lindero Reservoir
- California American Water Turnouts
- City of Camarillo Turnouts
- Golden State Water Company Turnouts
- City of Simi Valley Turnouts
- City of Thousand Oaks Turnouts
- Ventura County Waterworks Turnouts
- Well Nos. 7, 8, 13, 14, and Wellfield No. 2 Monitoring Wells

67. Distribution System staff supported the TOD Pump Station Rehabilitation (Project No. 590) during a multi-day shutdown by disconnecting pumps and motors to verify rotation. Once all the wire transfers were complete, crews operated the pump station and confirmed proper setpoints and solenoid functions. Crews remained on standby for several days after the work was completed to respond to any issues. Staff continued to work with manufacturer's representatives to address issues with the Springville Hydroelectric Generator actuator valve and diesel standby generator. The necessary parts are being ordered to complete the warranty work. The Distribution Crew Leader continued to lead the cross-training efforts with multiple opportunities for System Maintenance staff to gain valuable hands-on experience with altitude valve inspection and rebuilding. Crews replaced the sand separator at Well No. 8, the third sand separator to be replaced.

68. Distribution System staff performed preventative maintenance and routine inspection on:

- LBWFP
- Headquarters
- Conejo Hydroelectric Generator
- East Portal Hydroelectric Generator
- Santa Rosa Hydroelectric Generator
- Springville Hydroelectric Generator
- Conejo Pump Station
- Fairview Pump Station
- Grandsen Pump Station
- Lake Sherwood Pump Station
- Lindero Pump Station
- TOD Pump Station
- Calleguas Conduit North Branch Relief Station
- Pressure Regulating Station Nos. 3, 4, 6, 7, and PIT 1
- Conejo Standby Power Generators
- City of Camarillo Turnouts
- Camrosa Turnouts
- Golden State Water Turnouts
- Solano Verde Mutual Water Co. Turnout
- Well Nos. 7, 8, 10, 11, and Wellfield No. 2 Monitoring Wells
- Wellfield Ammonia and Chlorine Systems

69. System Maintenance staff continued to focus on cross-training support for multiple divisions while balancing the need to complete essential maintenance tasks. Working with the District's outside contractor, Sustainable Mitigation, crews focused on addressing the annual fire notice and weed abatement requirements at the Lake Bard site. This included heavy equipment mowing, small equipment, and handwork to clear

the dikes, dams, and main yard areas. Staff also worked with Hazard Backflow Inc., which specializes in evaluating cross-connection requirements, spending three days visiting the reservoirs and other sites to evaluate compliance with cross connection requirements. Crews supported the Calleguas-LVMWD Interconnection (Project No. 450) by providing material delivery and coordination. Lastly, crews began preparation for the upcoming shutdown for Lake Sherwood Pump Station Rehabilitation (Project No. 591).

70. System Maintenance staff performed preventative maintenance and routine inspection on:

- Headquarters
- LBWFP
- Lake Bard
- Springville Hydroelectric Generator
- Oxnard-Santa Rosa Feeder No. 2
- Fairview Pump Station
- Pressure Regulating Station Nos. 6 and 9
- Newbury Park Reservoir
- Springville Reservoir
- Camrosa Turnouts
- Ventura County Waterworks Turnouts
- Well Nos. 1 - 18
- Wellfield Site Maintenance

71. Water quality met all SWRCB Division of Drinking Water standards for the month of April.

72. The Conejo, East Portal, Grandsen, and Santa Rosa Hydroelectric Generators are currently available for operation and online as flow conditions permit. Springville Hydroelectric Generator is offline for repairs.

Miscellaneous Operations and Maintenance Activities

73. Operations and Maintenance staff provided design review and other support to the Engineering Department on various projects, including:

- LVMWD-Calleguas Interconnection (Project No. 450)
- Lindero No. 2 (TOD) Pump Station Rehabilitation (Project No. 590)
- Lake Sherwood Pump Station Rehabilitation (Project No.591)
- Crew Building Improvements and Networking Center Relocation (Project No. 603)
- Oxnard-Santa Rosa Feeder Pipeline Inspection

74. The District measured 0.86 inches of rainfall from April 1 to April 24 at the Lake Bard site. Measurable rainfall for the current water year, beginning October 1, is 17.39 inches.

Human Resources and Risk Management (HRRM)

Human Resources

75. HRRM formed a committee of volunteer employees to help investigate a potential cost-free employee mortgage benefit provided by New American Funding. The program would include a \$2,000 closing cost credit and free refinance of a purchased mortgage for up to five years. Educational benefits are also included. The committee met with a representative from New American Funding on April 23.

76. On April 11, staff attended a Medical Surveillance in Occupational Health and Safety virtual webinar, focused on understanding how medical surveillance, through ongoing examinations and data analysis, complements the critical role of medical screenings in identifying early signs of work-related illnesses.

77. On April 18, staff attended ACWA Joint Powers Insurance Authority's (JPIA's) training for Water Utility Employees/Hot Java and HR Topics-Reality-Based Leadership training. This training provided conflict resolution steps for leadership staff during peer-to-peer incidents.

78. On April 23, HR staff hosted an All-Employee Meeting with a presentation highlighting the Regulatory Compliance Division. In addition, service awards were presented to four employees receiving recognition for five years of service and one receiving recognition for 35 years of service.



79. HRRM coordinated interviews for the vacant System Maintenance Worker position. Over 140 applications were received and twelve candidates were interviewed.

80. On April 16, Calleguas staff representing O&M, Engineering, and Water Resources participated in the Oxnard Community College Career Fair. There were approximately 48 companies represented at the fair and dozens of students visited the Calleguas booth for more information.



Risk Management

81. HRRM has retained the services of longtime insurance consultant Greg Johnson to evaluate the adequacy of the District's insurance coverages, which include liability, workers' compensation, property, and crime policies.

82. Ventura County Fire Department delivered additional equipment and placed concrete pads at Wellfield No. 2 for the Helispot, which will enable firefighting helicopters to refill with water.
83. The Emergency Response Coordinator continued participation in regional evacuation planning workshops with staff from the cities of Moorpark, Simi Valley, and Thousand Oaks and other area stakeholders. Multiple planning meetings have focused on a coordinated, standardized approach to regional evacuations involving the three cities and unincorporated areas in southeast Ventura County.
84. On April 9, the District performed annual hazardous waste operations and emergency response training for members of the District's hazardous materials response team. Training met regulatory requirements and provided staff an opportunity to be refamiliarized with the District's chlorine facility, emergency procedures and equipment, and safety supplies.



85. The Emergency Response Coordinator attended two workshops regarding the development and implementation of a Workplace Violence Prevention Program in accordance with California State Senate Bill 553. One workshop was organized by the Los Angeles Chapter of the FBI's Infragard association and included in-person presentations from the California Division of Occupational Safety and Health and workplace security experts regarding new regulatory requirements and best practices related to workplace security and violence prevention. The second workshop was virtually hosted by ACWA JPIA and focused on how to develop a written plan, training program, and documentation associated with the new requirements. Organizations that fall within the purview of the legislation must have their programs adopted no later than July 1, 2024.
86. On April 18, the Emergency Response Coordinator attended the bi-monthly Operational Area Emergency Coordinators meeting hosted by Ventura County Sheriff's Office of Emergency Services (VCOES) at the City of Thousand Oaks. This meeting included a presentation from IP Access International regarding backup communications services and a presentation from SoCalGas on their emergency management watch desk, as well as updates from each city, VCOES, and other public safety stakeholders in the county.

87. On April 2, the Environmental Health and Safety Specialist chaired the quarterly Risk Management Committee meeting.
88. On April 4, the Environmental Health and Safety Specialist completed a regulatory audit and inspection at the LBWFP with Ventura County Environmental Health's Certified Unified Program Agency (CUPA). The District did not receive any violations. The following programs were included in the inspection:
- *Hazardous Materials Business Plan* - This program includes the District's hazardous materials inventory, emergency contact information, site maps, annual training records and emergency response plan. The CUPA does routine inspections every three years for this program.
 - *Hazardous Waste Generator Program* - This program includes the District's hazardous waste storage areas, satellite accumulation areas, storage conditions and labeling, universal waste, lab waste, three years of hazardous waste manifests, and annual training records. The CUPA does routine inspections of this program annually.
 - *Hazardous Waste Treatment Program* - The District has a permit to perform pH neutralization on small quantities of hazardous waste. The Conditionally Exempt Tiered Permit inspection includes a plot plan, a detailed treatment log, directions for performing pH neutralization, and annual training records. The CUPA does routine inspections for this program every three years.
 - *Aboveground Petroleum Storage* - This program is required for all facilities that maintain over 10,000 gallons of petroleum products in aboveground tanks and containers. The inspection included a review of the District's Spill Prevention, Control, and Countermeasure Plan for the Conejo Standby Generators, petroleum spills, rainwater discharge logs, spill control supplies, and annual training records. The CUPA does routine spot checks annually and a full inspection every three years.

Finance

89. The Manager of Finance has continued to track the Metropolitan water rate discussion and develop scenarios for all alternatives developed by Metropolitan staff. The adopted Metropolitan water rates have been incorporated into the District's 2025 water rates.
90. Staff has completed a preliminary 2024-25 annual budget that includes the proposed 2025 water rates and charges. The public hearing for adopting the District's rates and charges is scheduled for June 19.
91. Between March 26 and April 22, staff processed and paid 335 invoices, totaling approximately \$10.4 million. Staff also processed seven invoices totaling \$40,367 on behalf of the Total Maximum Daily Load parties.

92. Finance staff prepared purveyor invoices for water sales in March totaling \$7,518,342.44. Metropolitan invoiced the District for the same period a total of \$5,303,298.33.
93. Metropolitan's invoice for water purchased in February and paid in April is \$4,646,530.11.
94. The balance in the LAIF account as of March 31 was \$2,407,426.67. The monthly effective yield is at 4.232% for March.
95. The Los Angeles-Long Beach-Anaheim Consumer Price Index for March was up 0.7% over the past month and up 4.0% from a year ago.
96. Using existing workflow software, staff has streamlined the employee expense reimbursement process. This approach will eliminate the need to print, scan, and file requests.

Information Technology

Cybersecurity

97. IT staff continues to follow up on new cybersecurity vulnerability announcements from various government agencies, as well as attend monthly webinars regarding cybersecurity and policy development.
98. The Manager of IT has completed the first draft of the District's Cybersecurity Policy and Cybersecurity Employee Handbook, which is under review by other staff.

Training

99. The Manager of IT continues to collaborate with Control Systems Division staff to facilitate training of staff and transition of workload previously performed by the Controls System Specialist.
100. The Manger of IT led internal IT Department training on SCADA system applications.
101. On April 18, the Manager of IT, who serves as the Vice Chair of the AWA Channel Counties Water Utilities Committee, provided technical support to the Operators Technology Workshop, held concurrently with the annual AWA Symposium. The six-hour workshop provides contact hours for operator certification renewal and was so well-attended that the event required additional space and enhanced technology to accommodate participants.

Hardware and Software

102. IT staff worked with AllConnected regarding the deployment of replacement wireless access points for all buildings. These replacements are needed due to end-of-service-life on older models.
103. IT staff continues to support Centricity in the Time and Materials Tracking (TATS) replacement process. Work is being done in collaboration with the O&M Department to set up maintenance templates.
104. IT staff diagnosed an issue with logins to the District Wi-Fi access points. The issue was resolved with the deployment of redundant services on another server improving resilience during scheduled downtimes or unforeseen issues.
105. IT staff have migrated all users' Microsoft licenses from O365 to M365. The upgrade was timed with the District's annual renewal with Microsoft and allows IT staff to begin work on implementing more security features over the next year.
109. IT staff continues replacing computers (desktops and laptops) that have reached, or are close to, end-of-life.
110. IT staff continues to provide help desk functions, with more than 29 tickets closed addressing a variety of issues, including:
 - a. Updating, installing, and troubleshooting software on various devices.
 - b. Workstation issues for not charging and/or not functioning.
 - c. Mobile Device Management tasks of app installations and contact list updates.
 - d. Updating multi-factor authentication codes for specific users.
 - e. Updates to the District's intranet page.
 - f. Reviewing board agenda packets and recordings before posting to the District's website and YouTube.

Miscellaneous

106. On March 19, and in coordination with External Affairs, the Manager of IT provided public comment during a California Public Utilities Commission (CPUC) hearing regarding AT&T's applications to the CPUC for removal of carrier of last resort and removal of eligible telecommunications provider, which would effectively end landline service. The Manager of IT expressed the District's concerns that approval of these applications could pose serious communications challenges for the District during emergency incidents, given that several of the District's facilities are located in remote areas requiring landline service. Hundreds of people attended the hearing to express their concerns regarding AT&T's proposed action. Ventura County Supervisor Janice Parvin has also contacted the CPUC about this issue. Her letter and the Manager of IT's remarks are included in the Board packet.

SCOTT H. QUADY, PRESIDENT
DIVISION 2

ANDY WATERS, VICE PRESIDENT
DIVISION 3

RAUL AVILA, SECRETARY
DIVISION 1

JACQUELYN MCMILLAN, TREASURER
DIVISION 5

THIBAUT ROBERT, DIRECTOR
DIVISION 4

KRISTINE MCCAFFREY
GENERAL MANAGER



BOARD MEMORANDUM

Date: May 1, 2024
To: Board of Directors
From: Kristine McCaffrey, General Manager, and Ian Prichard, Deputy General Manager
Subject: Item 7.A.2 – Update on Strategic Plan Implementation

Objective: Update the Board of Directors on the status of implementation of the 2023 Strategic Plan.

Discussion: The 2023 Strategic Plan affirms the Board's New Model for Resilience, which prioritizes developing additional water supplies, storage, conveyance, and programs to supplement imports from the Metropolitan Water District of Southern California and forging transformative partnerships with retailers, regional partners, elected officials, and the communities the District serves. It is organized around three Strategic Priorities: reliability, resilience, and regional leadership. Each Priority is characterized by a set of Objectives illustrating how the range of activities the District engages in will support its ongoing excellence, and contribute to the goal of increased self-sufficiency.

Since the Board adopted the Strategic Plan in August 2023, staff has been proceeding with its implementation. The Management Team will provide an update on the progress made to date on various aspects of the Strategic Plan and discuss upcoming implementation activities.

Attachments:

Due to file size, the 2023 Strategic Plan can be accessed through the following link:

<https://www.calleguas.com/images/docs-documents-reports/2023-calleguas-strategic-plan-digital-final.pdf>



March 31, 2024
Financial Statements

Calleguas Municipal Water District
Statement of Net Assets
as of March 31, 2024

	<u>ASSETS</u>	<u>03/31/24</u>
Current Assets:		
Unrestricted Assets		
Cash		\$ 1,910,146
Investments		172,250,471
Accounts Receivable		12,123,850
Interest Receivable		1,094,404
Inventory		62,475,608
Prepaid Expenses		3,071,678
Restricted Current Assets		
Restricted Cash & Investments		277,745
Total Current Assets		253,203,901
Capital Assets:		
Land & Improvements		21,504,418
CIP		56,914,392
Distribution Facilities		586,894,217
Buildings & Improvements		28,517,563
Equipment		28,776,481
Total Capital Assets		722,607,071
Accumulated Depreciation		(253,645,607)
Capital Assets (Net of Accumulated Depreciation)		468,961,464
Total Assets		\$ 722,165,365
Deferred Outflows - Bond Refunding		4,294,266
Deferred Outflows - Pensions		7,074,733
Deferred Outflows - OPEB		1,514,149
Total Deferred Outflows		\$ 12,883,148
Total Assets & Deferred Outflows		\$ 735,048,513

Calleguas Municipal Water District
Statement of Net Assets
as of March 31, 2024

<u>LIABILITIES AND NET ASSETS</u>	<u>03/31/24</u>
Current Liabilities:	
Accounts Payable	\$ 12,716,941
Accrued Expenses	220,457
Interest Payable	1,538,104
Retention Payable	1,483,154
Deposits	136,508
Compensated Absences	385,526
Current portion of bonds payable	8,025,000
Total Current Liabilities	24,505,690
Long-Term Liabilities:	
Bonds payable, net of current portion	159,347,517
Compensated Absences	860,483
OPEB Liability	442,959
Pension Liability	9,134,611
Total long-term liabilities	169,785,570
Total Liabilities	194,291,261
Deferred Inflows - Pensions	1,410,124
Deferred Inflows - OPEB	994,558
Total Deferred Inflows	\$ 2,404,682
Total Liabilities & Deferred Inflows	\$ 196,695,943
Net Assets:	
Invested in capital assets, net of related debt	280,002,359
Restricted	9,744,423
Unrestricted	248,605,788
Total Net Assets	538,352,570
Total Liabilities, Deferred Inflows and Net Assets	\$ 735,048,513

Calleguas Municipal Water District
Income Statement
Comparison for Nine Months of Budget

	Nine Months of FY 2023-24 Budget	Nine Months Ended 03/31/24	\$ Variance	%
Water Sales	\$ 88,723,131	\$ 80,188,049	\$ (8,535,082)	90.4%
Other Water Revenues	45,000	443,561	398,561	985.7%
Capacity Charge	5,518,416	5,485,467	(32,949)	99.4%
Readiness to serve-purveyors	5,917,684	5,880,939	(36,745)	99.4%
Recycled Water	85,054	60,765	(24,289)	71.4%
Pumping Power Revenue	752,000	957,390	205,390	127.3%
Power Generation	206,400	413,673	207,273	200.4%
SMP Fees	719,186	408,509	(310,677)	56.8%
Total Operating Revenues	<u>101,966,871</u>	<u>93,838,353</u>	<u>(8,128,518)</u>	<u>92.0%</u>
Cost of Water	65,427,944	58,719,864	6,708,080	89.7%
Capacity Reservation Charge-MWD	1,549,980	1,535,760	14,220	99.1%
Readiness to serve-MWD	6,193,508	6,200,638	(7,130)	100.1%
Recycled Water	66,932	48,342	18,590	72.2%
Pumping Power	1,314,000	1,655,781	(341,781)	126.0%
Total Cost of Water	<u>74,552,364</u>	<u>68,160,385</u>	<u>6,391,979</u>	<u>91.4%</u>
Salaries	8,376,030	8,231,678	144,352	98.3%
Benefits	3,936,367	3,907,205	29,162	99.3%
Fuel and vehicle exp	188,130	122,238	65,892	65.0%
Utilities	266,254	234,630	31,624	88.1%
Operations & Maintenance Supplies	933,071	606,116	326,955	65.0%
Office Supplies	232,963	109,349	123,614	46.9%
Outside services	2,624,512	1,798,336	826,176	68.5%
Consultants/Studies	2,207,038	770,474	1,436,564	34.9%
Permits, Leases and fees	215,390	325,563	(110,173)	151.2%
Travel & Training	139,062	123,401	15,661	88.7%
Memberships	180,640	198,319	(17,679)	109.8%
Insurance	387,000	379,772	7,228	98.1%
Legal	937,502	359,473	578,029	38.3%
Election Costs	0	0	0	N/C
Conservation	1,134,615	487,726	646,889	43.0%
Miscellaneous	1,502	7,990	(6,488)	531.9%
Capital Contributions	0	0	0	N/C
Total Operating Administration Expenses	<u>21,760,076</u>	<u>17,662,269</u>	<u>4,097,807</u>	<u>81.2%</u>
Operating Income	<u>\$ 5,654,431</u>	<u>\$ 8,015,699</u>	<u>\$ 2,361,268</u>	<u>141.8%</u>

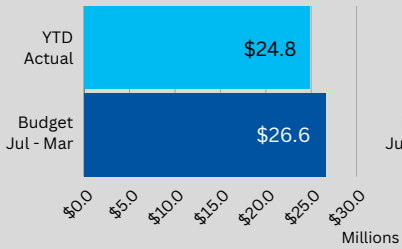
Calleguas Municipal Water District
Income Statement
Comparison for Nine Months of Budget

	Nine Months of FY 2023-24 Budget	Nine Months Ended 03/31/24	\$ Variance	%
Operating Income	\$ 5,654,431	\$ 8,015,699	\$ 2,361,268	141.8%
Interest Income	2,343,752	3,757,133	1,413,381	160.3%
G/L on Investments	0	2,879,222	2,879,222	N/C
Water standby charges	798,000	782,099	(15,901)	98.0%
Tax Revenue	6,310,500	6,513,517	203,017	103.2%
Tax Collection, Bank & Bond Fees	(494,826)	(343,356)	151,470	69.4%
Other Income	54,543	53,930	(613)	98.9%
Interest and redemption expense	(5,299,802)	(5,241,881)	57,921	98.9%
Bond Premium/Discount Amortization	(179,699)	(179,700)	(1)	100.0%
Build America Bond Subsidy	695,670	677,173	(18,497)	97.3%
Total non-operating revenue/Expenses	4,228,138	8,898,137	4,669,999	
Income before Capital, Contributions, & Depreciation	9,882,569	16,913,836	7,031,267	171.1%
Depreciation	(11,475,000)	(10,305,587)	1,169,413	89.8%
Capital Equipment > \$5,000	(704,789)	(346,699)	358,090	49.2%
Project Expense	0	(202,487)	(202,487)	N/C
Gain/(Loss) on Sale of Capital Assets	0	11,100	11,100	N/C
Grant/Capital Contribution Revenue	0	0	0	N/C
Capital Related Expenses	(12,179,789)	(10,843,673)	1,336,116	89.0%
Changes in Net Assets	\$ (2,297,220)	\$ 6,070,162	\$ 8,367,382	
Net Assets, beginning of year		532,282,408		
Net Assets, end of year		\$ 538,352,570		

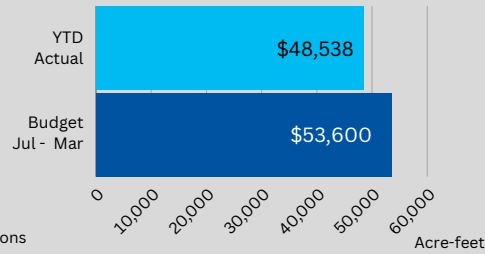
Financial Snapshot - March 2024



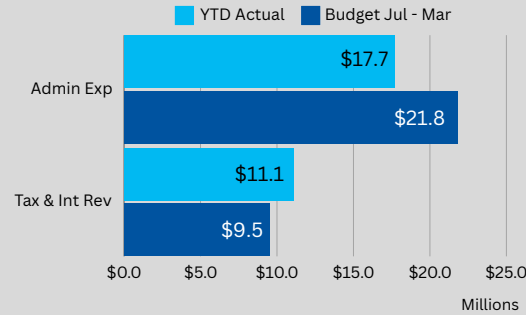
Water Revenues (Net of Water Costs)



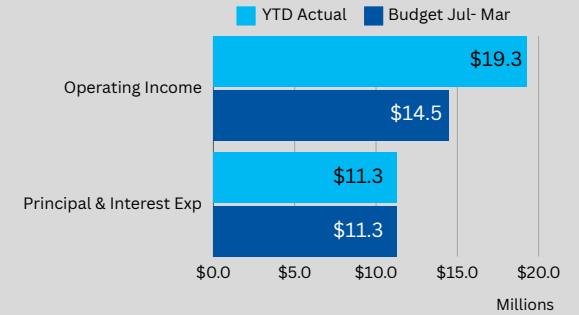
Water Sales in Acre-feet



YTD Admin Exp/Taxes and Interest Rev



YTD Operating Income / Principal & Interest Exp



Budget & Actuals for the Month of March 2024

	Budget	Actuals	\$Variance
Total Operating Revenues	\$ 9,580,512	\$ 7,549,817	\$ (2,030,695)
Total Cost of Water	6,920,210	5,424,925	1,495,285
Total Operating Admin Expenses	2,182,822	2,019,720	163,102
Operating Income	477,480	105,173	(372,307)
Total Non-Operating Rev/Exp	(370,191)	12,722	382,913
Capital Related Expenses	(1,328,581)	(1,296,173)	32,408
Changes in Net Assets	\$ (1,221,292)	\$ (1,178,278)	\$ 43,014

Cash & Investment Balances

	as of February 29, 2024	as of March 31, 2024
Cash	\$ 2,440,797	\$ 1,910,146
Investments	171,588,552	172,250,471
Restricted Investments	275,092	277,745
Total:	\$ 174,304,441	\$ 174,438,362

Current Ratio

10.33

Current Assets / Current Liabilities

Measures the District's capacity to settle short-term debts using readily available assets. The higher the ratio is above 1.0, the better financial position the District is in.

Quick Ratio / Acid Test Ratio

7.66

(Current Assets - Inventory - Prepays) / Current Liabilities

Measures the District's ability to settle debts using quick assets, which are assets readily convertible to cash within 90 days. A good quick ratio is generally considered to be 1.0 or higher.

0.27

Debt Ratio

Total Liabilities / Total Assets

Measures total liabilities as a percentage of total assets. It reflects the District's ability to use its assets to cover its debt obligations. A lower debt ratio often indicates greater stability, but industry-specific benchmarks vary. Typically, a ratio around 0.5 is considered reasonable.

1.71

Debt Service Coverage

Operating Income / (Principal + Interest)

Measures the District's ability to service debt payments by comparing its net operating income with its total debt service obligations. A 1.25 is required for the District to issue more debt per its Bond Documents. A 1.75 - 2.0 is looked on favorably when issuing new debt financing.

4.26

Times Interest Earned

(Earnings before Interest & Depreciation) / Interest Expense

Measures a portion of income available to cover future interest expenses. It reveals how many times the District could pay interest from its income. Higher ratios are more favorable, indicating stronger financial health.

Calleguas Municipal Water District

Period Ending March 31, 2024

CHANDLER ASSET MANAGEMENT, INC. | 800.317.4747 | www.chandlerasset.com



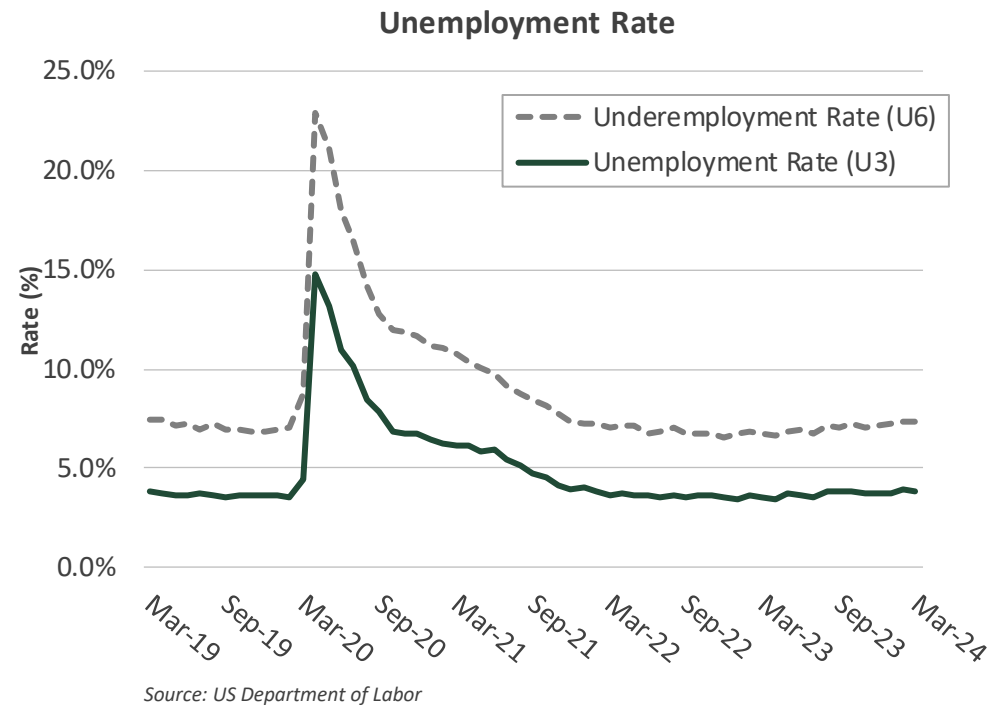
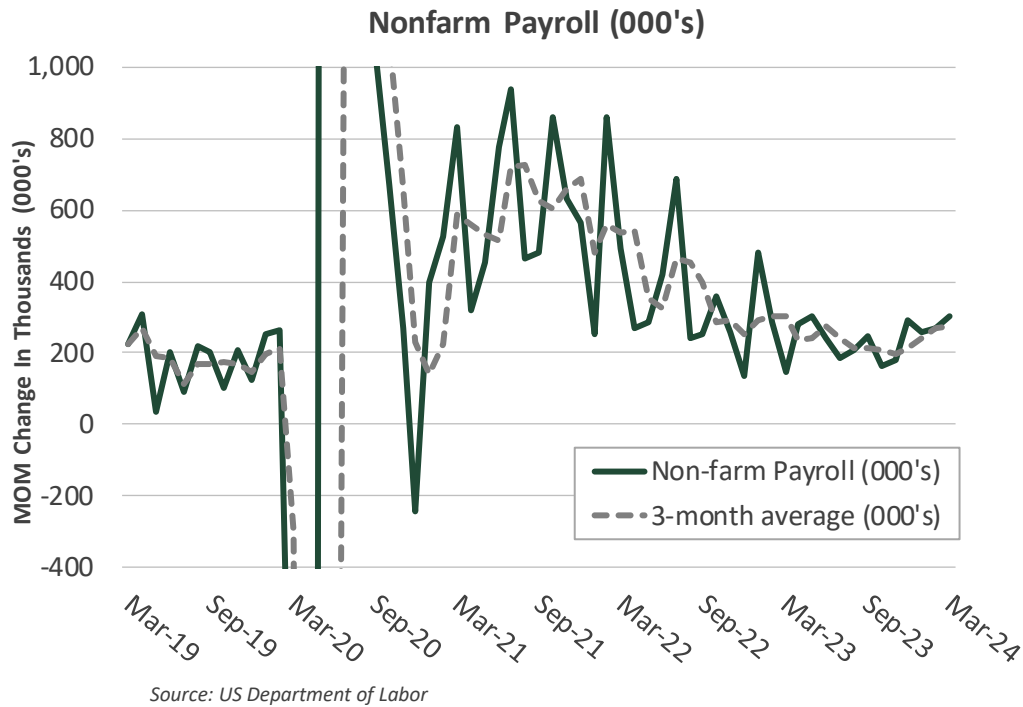
SECTION 1	Economic Update
SECTION 2	Account Profile
SECTION 3	Consolidated Information
SECTION 4	Portfolio Holdings
SECTION 5	Transactions

Section 1 | Economic Update

Economic Update

- Recent economic data has shown above trend growth fueled by a rise in consumer spending and a continuing healthy US job market. Inflationary trends are subsiding, but core levels remain above the Fed's target. Given the cumulative effects of restrictive monetary policy and tighter financial conditions, we believe the economy will gradually soften and the Fed will loosen monetary policy in 2024.
- As expected at the March meeting, the Federal Open Market Committee voted unanimously to leave the Federal Funds rate unchanged at a target range of 5.25 - 5.50%. The March Summary of Economic Projections (SEP) showed stronger real GDP growth outlook and higher core inflation projections for 2024 on resilient labor market and consumer data. The median projection for Federal Funds rate by year-end remained the same at 4.625%, implying three 0.25% cuts. We continue to believe the FOMC will loosen monetary policy in mid-2024 as inflation and economic growth continue to moderate.
- The US Treasury yield curve stabilized in March as the FOMC left the Federal Funds rate unchanged. The 2-year Treasury yield was unchanged at 4.62%, the 5-year Treasury fell 4 basis points to 4.21%, and the 10-year Treasury yield dropped 5 basis points to 4.20%. The inversion between the 2-year Treasury yield and 10-year Treasury yield widened to -42 basis points at March month-end versus -37 basis points at February month-end. The spread between the 2-year Treasury and 10-year Treasury yield one year ago was -56 basis points. The inversion between 3-month and 10-year Treasuries widened to -117 basis points in March from -113 basis points in February.

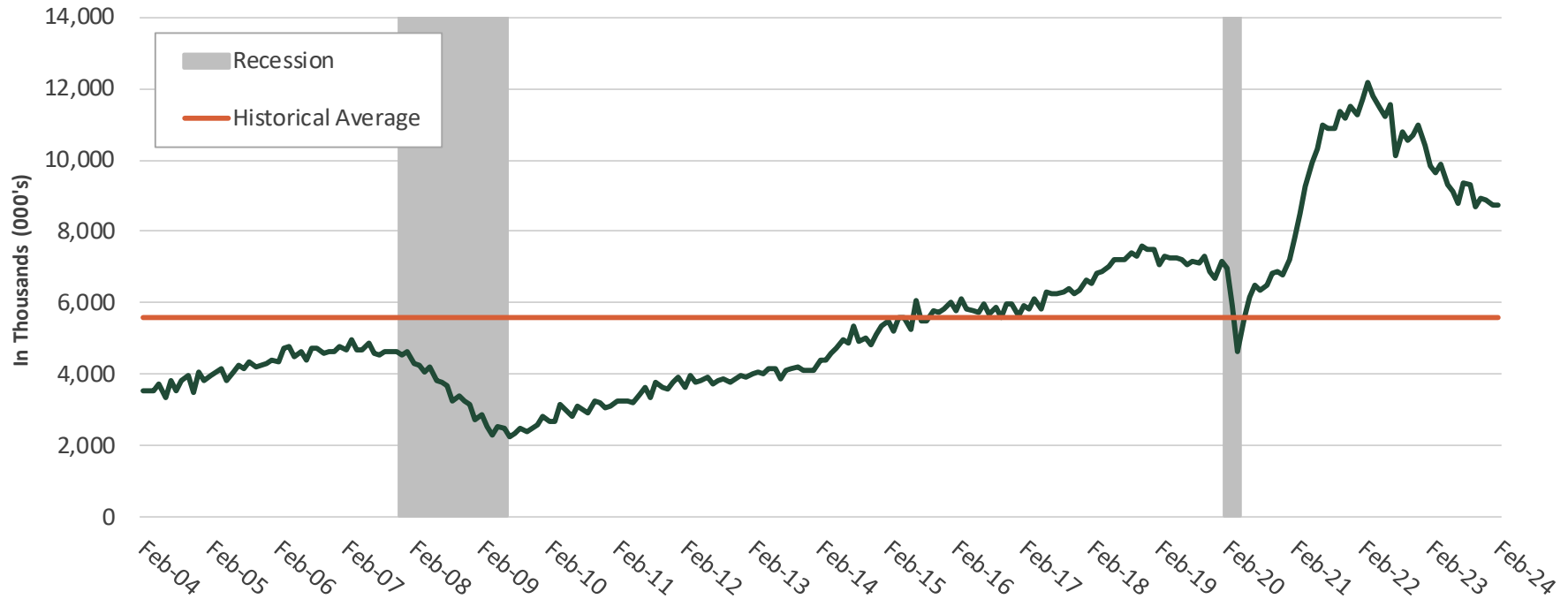
Employment



The U.S. economy added a better-than-expected 303,000 jobs in March, and the prior two months were revised up by 22,000. Leading sectors included healthcare and government. Job creation remains healthy, with the three-month moving average payrolls at 276,000 and the six-month moving average at 244,000. The unemployment rate edged down to 3.8% in March. The labor participation rate ticked up to 62.7% but remained below the pre-pandemic level of 63.3%. The U-6 underemployment rate, which includes those who are marginally attached to the labor force and employed part time for economic reasons was unchanged at 7.3%. Average hourly earnings rose 4.1% year-over-year in March, down from 4.3% last month. Employment remains strong by historical standards.

Job Openings & Labor Turnover Survey

Job Openings

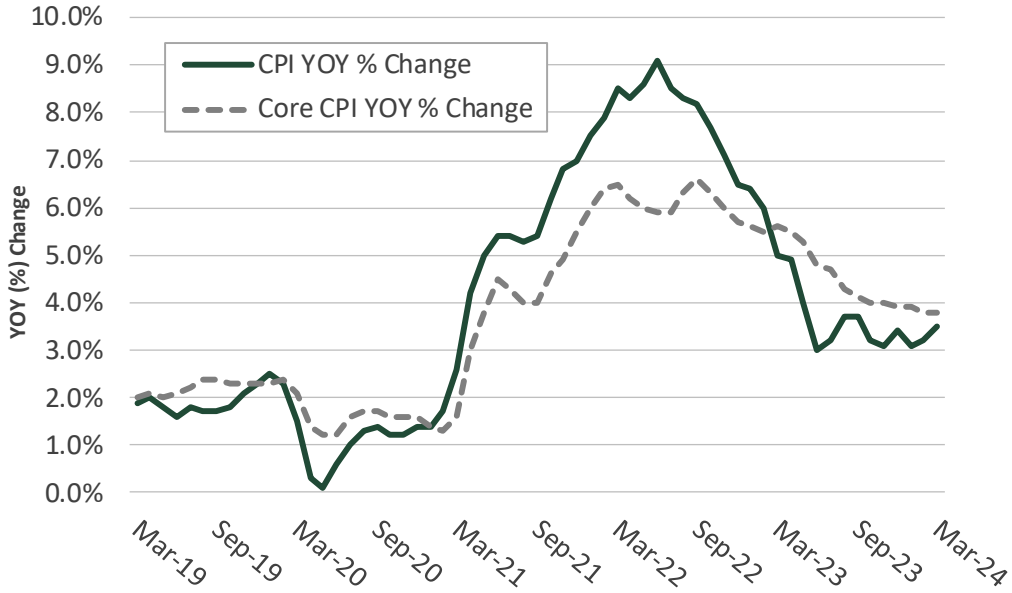


Source: US Department of Labor

The Labor Department's Job Openings and Labor Turnover Survey (JOLTS) edged up to 8.756 million in February compared to a downwardly revised 8.748 million in January. Job openings still represent a healthy ratio of around 1.4 jobs for each unemployed individual. While the current level of job openings remains elevated from a historical perspective, the trend is decelerating.

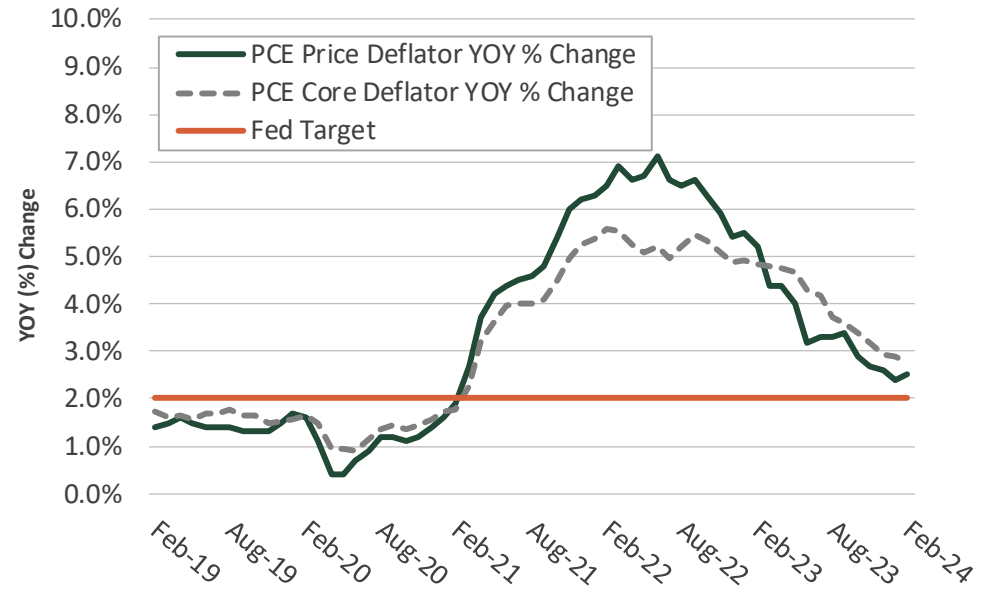
Inflation

Consumer Price Index (CPI)



Source: US Department of Labor

Personal Consumption Expenditures (PCE)

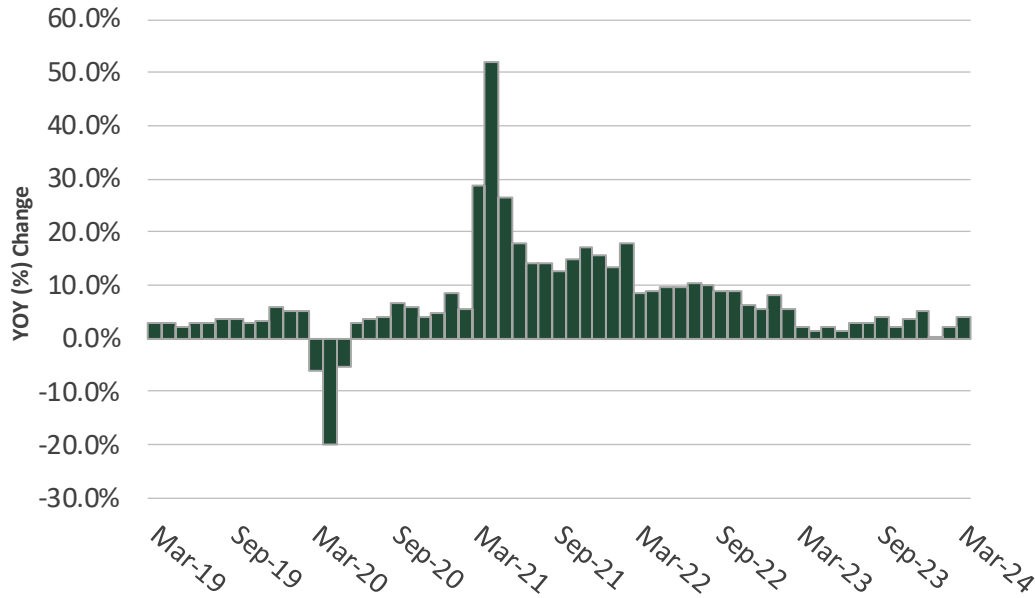


Source: US Department of Commerce

The Consumer Price Index (CPI) came in higher than expected in March, increasing 0.4% month-over-month and 3.5% year-over-year. The Core CPI, which excludes volatile food and energy components, was up 0.4% month-over-month and 3.8% year-over-year in March, unchanged from 3.8% in February. Energy costs accelerated during the month, and shelter costs remain elevated. The Personal Consumption Expenditures (PCE) Index headline inflation increased 0.3% month-over-month and rose 2.5% year-over-year in February, in line with expectations. Core PCE, the Federal Reserve's preferred inflation gauge, increased 0.3% month-over-month and rose 2.8% year-over-year. While the trend is moderating, the path to the Fed's 2% inflation target remains uneven.

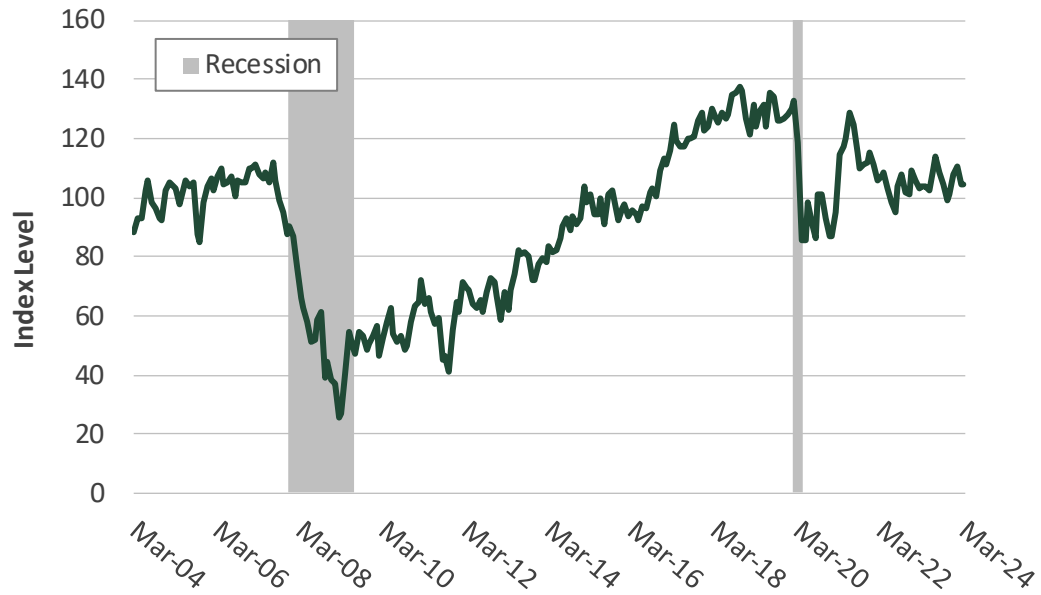
Consumer

Retail Sales YOY % Change



Source: US Department of Commerce

Consumer Confidence

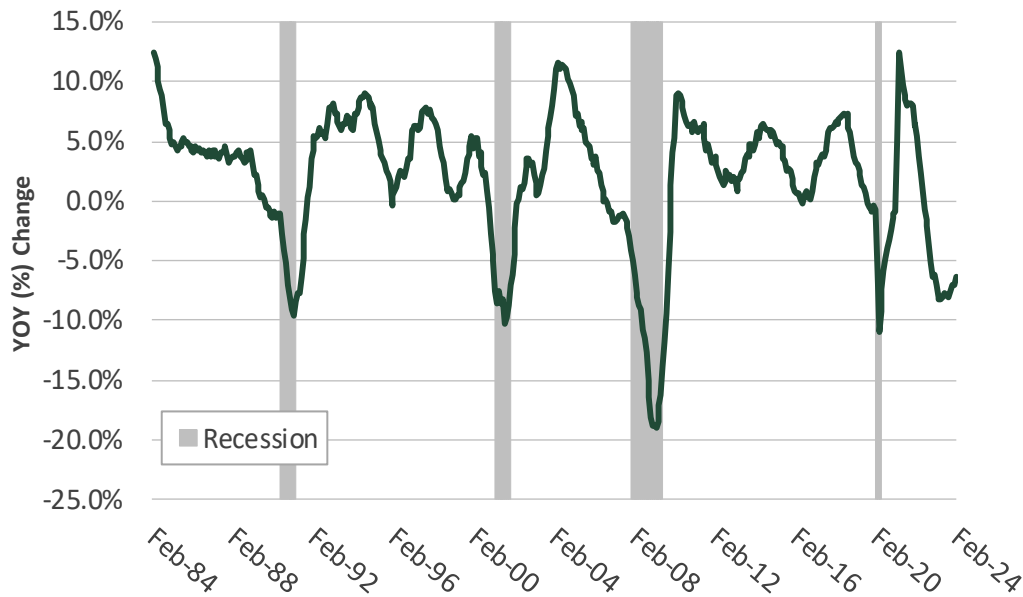


Source: The Conference Board
All time high is 144.70 (1/31/00); All time low is 25.30 (2/28/09)

March Retail Sales rose above expectations at +0.7% after a sizeable upward revision to +0.9% in February. On a year-over-year basis, Retail Sales growth increased 4.0% for March. Sales were supported by higher gas prices and higher volume sales in a busy travel period for spring break at schools, as well as strength from non-store retailers. The Conference Board’s Consumer Confidence Index edged down to 104.7 in March after a sizeable downward revision to 104.8 in February. The lower reading was largely due to a deteriorating view of the labor market and future business conditions, along with concerns about the highly polarized political environment. While the consumer has been resilient, dwindling excess savings, rising credit card balances, and the resumption of student loan payments pose potential headwinds to future economic growth.

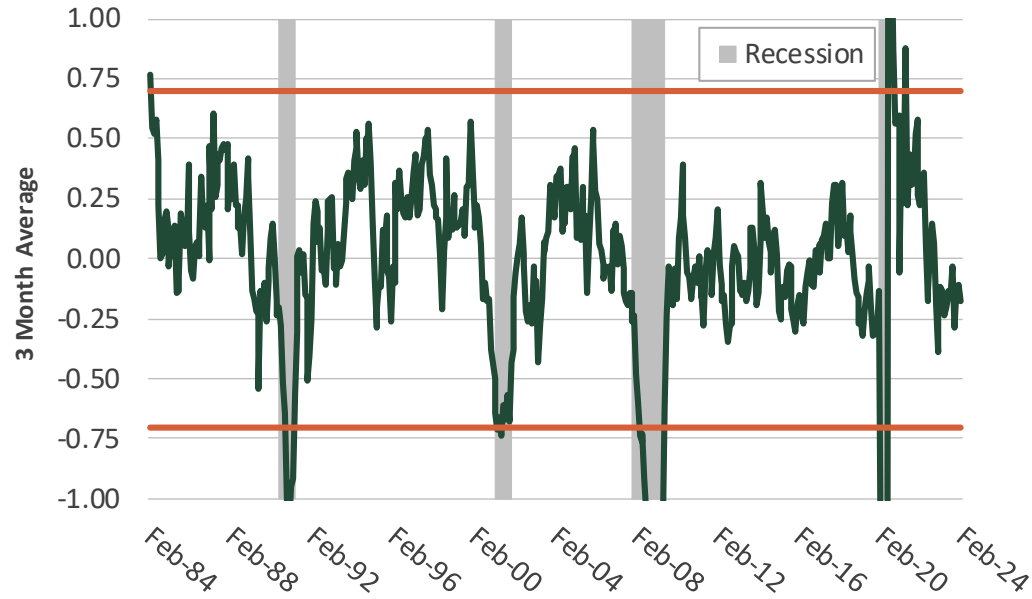
Leading Indicators of Economic Activity

Leading Economic Indicators (LEI)



Source: The Conference Board

Chicago Fed National Activity Index (CFNAI)

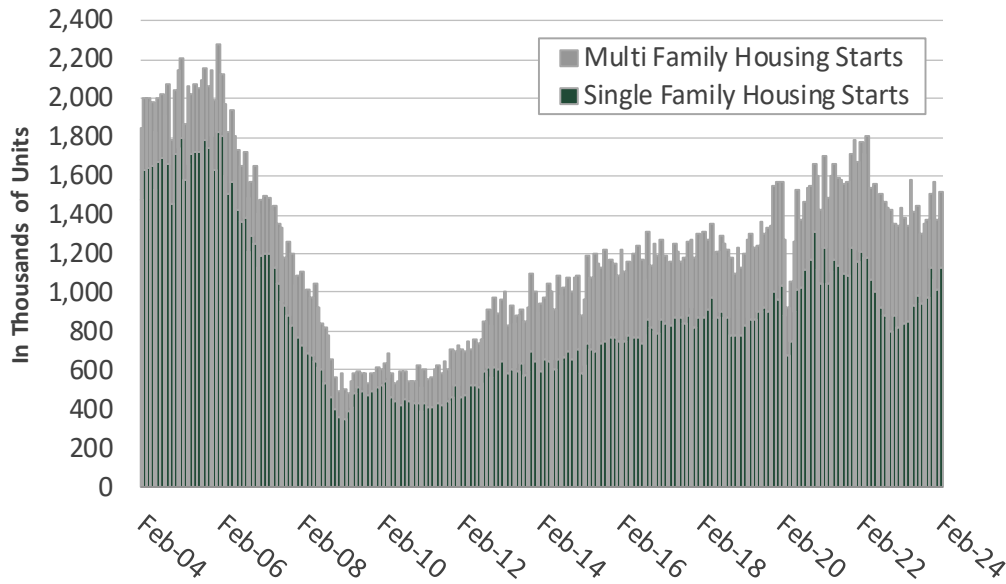


Source: Federal Reserve Bank of Chicago

The Conference Board's Leading Economic Index (LEI) rose to 0.1% month-over-month in February ending its 2-year uninterrupted contraction since February 2022. The index declined 6.3% year-over-year. The Conference Board is no longer calling for recession but expects GDP growth to slow to near zero this year. The Chicago Fed National Activity Index (CFNAI) increased +0.05 in February from a downwardly revised -0.54 in January. On a 3-month moving average basis, the CFNAI decreased to -0.18 in February from -0.11 in January, indicating moderating economic growth.

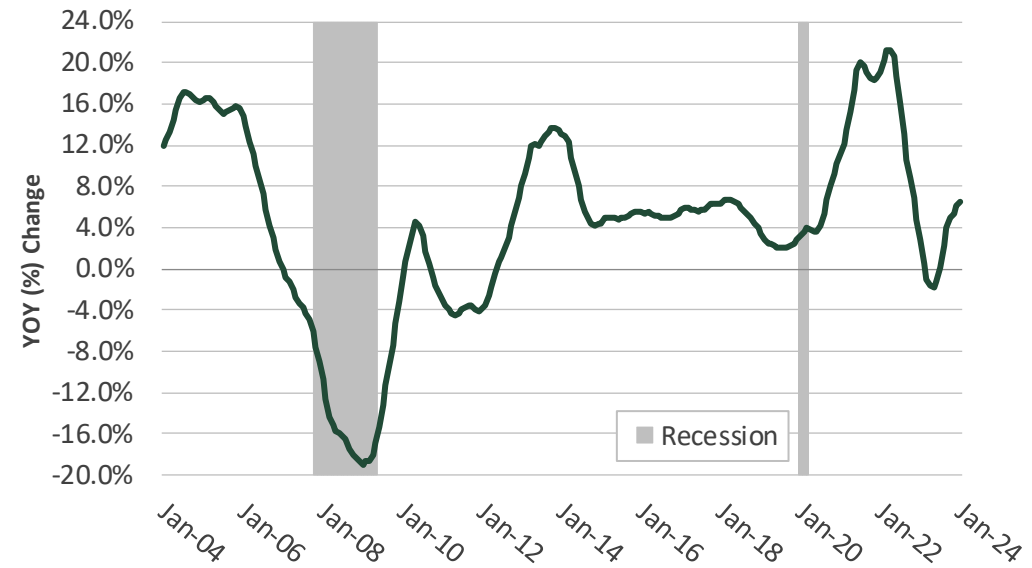
Housing

Annualized Housing Starts



Source: US Department of Commerce

S&P/Case-Shiller 20 City Composite Home Price Index

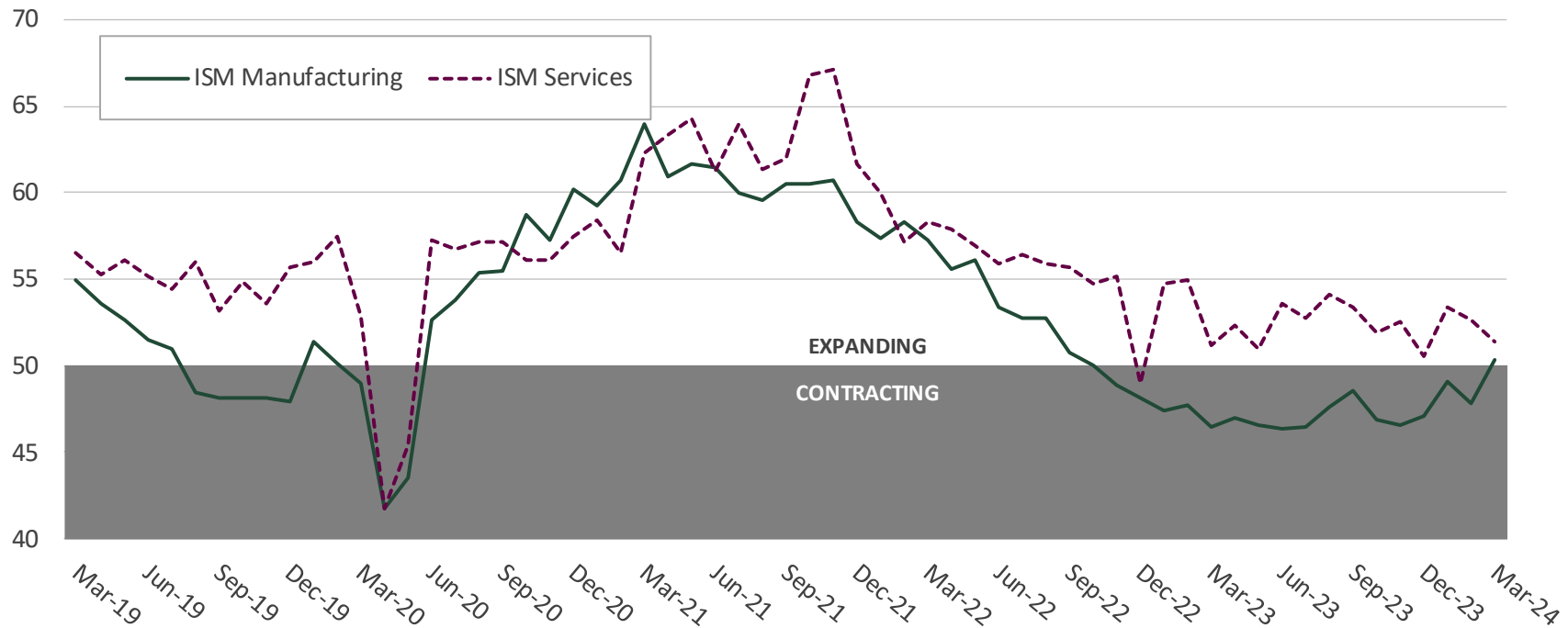


Source: S&P

Housing Starts increased 10.7% month-over-month in February to 1.521 million units, due to milder weather than seen in January and some rising confidence among homebuilders as mortgage rates fell below 7%. Starts for multi-family homes increased 8.6%, while single family homes increased 11.6% for the month. Total starts of new single-family homes are up 35.2% year-over-year. According to Freddie Mac, 30-year fixed mortgage rates averaged 6.79% as of March 31st. According to the Case-Shiller 20-City Home Price Index, housing prices rose 6.59% year-over-year in January, accelerating from a 6.15% year-over-year gain in December. Tight inventories and higher mortgage rates continue to impact affordability.

Survey Based Measures

Institute of Supply Management (ISM) Surveys



Source: Institute for Supply Management

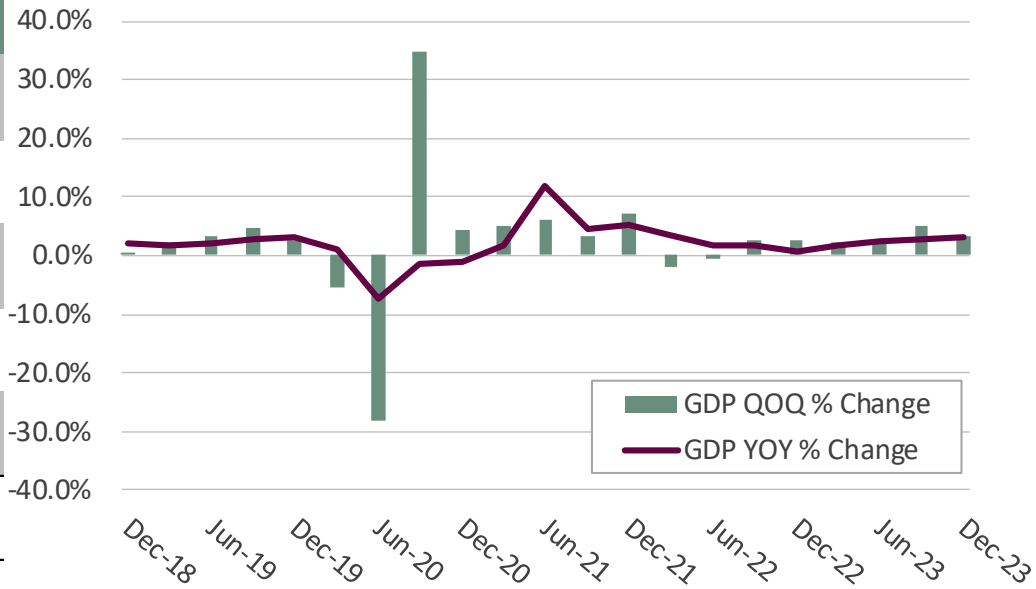
The Institute for Supply Management (ISM) Manufacturing index unexpectedly expanded to 50.3 in March from 47.8 in February, marking the first month of expansion in factory activity above a reading of 50 since 2022. Production and new orders surged, while employment improved and prices paid increased. The ISM Services Index fell to 51.4 in March from 52.6 in February but remained in expansion territory for the 15th consecutive month. The survey reflected slower growth in new orders, a contraction in employment, faster supplier deliveries, and declining price pressures.

Gross Domestic Product (GDP)

Components of GDP	3/23	6/23	9/23	12/23
Personal Consumption Expenditures	2.5%	0.6%	2.1%	2.2%
Gross Private Domestic Investment	-1.7%	0.9%	1.7%	0.2%
Net Exports and Imports	0.6%	0.0%	0.0%	0.3%
Federal Government Expenditures	0.3%	0.1%	0.5%	0.2%
State and Local (Consumption and Gross Investment)	0.5%	0.5%	0.5%	0.6%
Total	2.3%	2.1%	4.9%	3.4%

Source: US Department of Commerce

Gross Domestic Product (GDP)

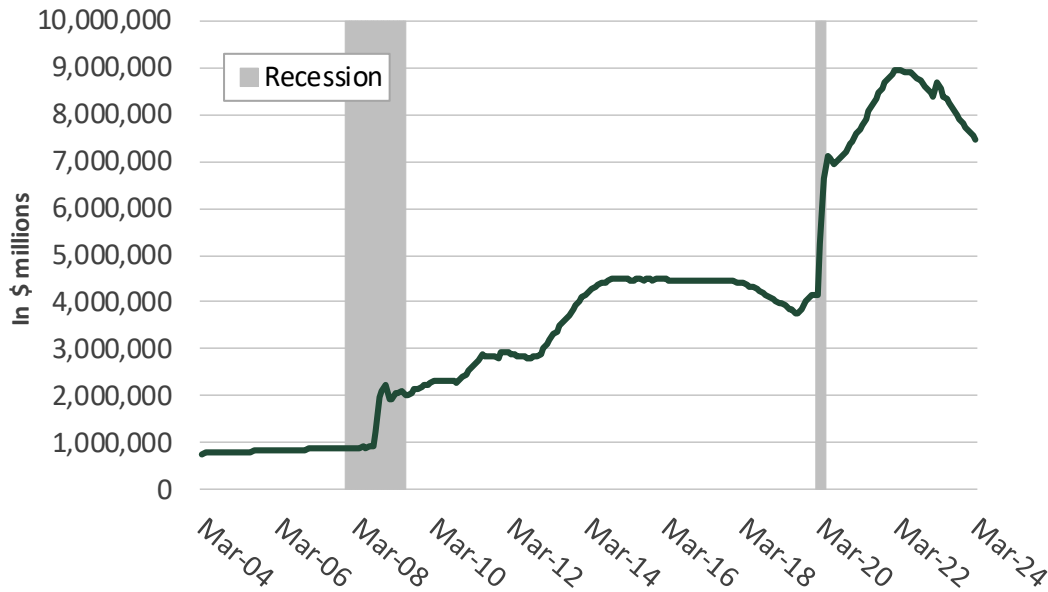


Source: US Department of Commerce

According to the third estimate, fourth quarter GDP increased at an annualized rate of 3.4%, revised up from the second estimate of 3.2%. The upward revision was due mainly to stronger personal consumption expenditures and nonresidential investment. GDP growth for the full year 2023 is estimated at 2.5%. The consensus projection calls for 2.0% growth in the first quarter and 2.2% growth for the full year 2024.

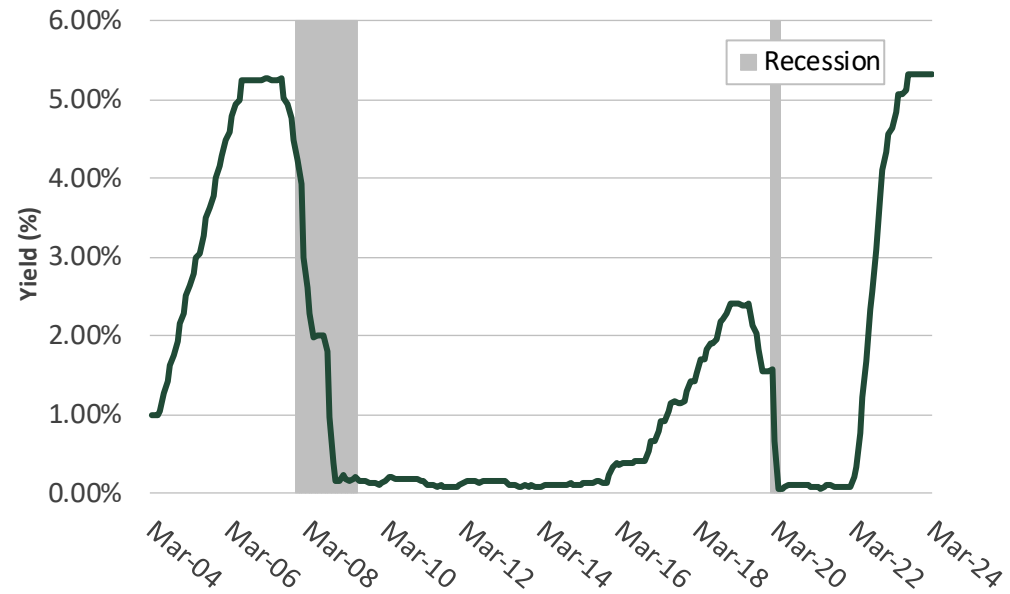
Federal Reserve

Federal Reserve Balance Sheet Assets



Source: Federal Reserve

Effective Federal Funds Rate

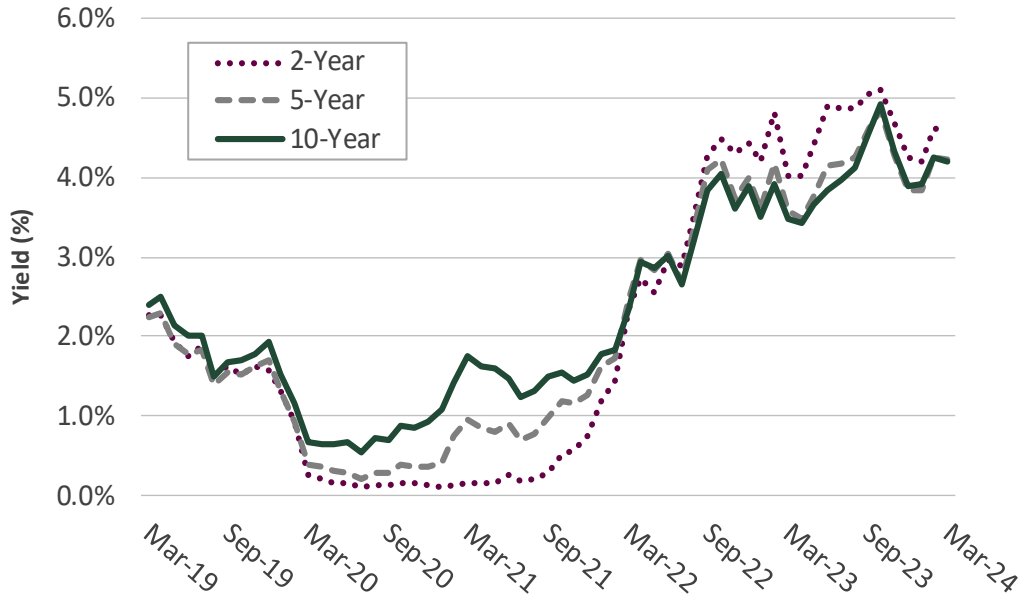


Source: Bloomberg

As expected at the March meeting, the Federal Open Market Committee voted unanimously to leave the federal funds rate unchanged at a target range of 5.25-5.50%. The FOMC Statement and Summary of Economic Projections (SEP) was minimally changed from January. The Fed assesses the progress to achieving its employment and inflation goals are moving into better balance, yet changes to monetary policy remain data dependent. For 2024, the March SEP showed stronger real GDP growth outlook of 2.1% from 1.4% in December as labor market and consumer data have been resilient. Core inflation projections nudged up from 2.4% to 2.6%. The median projection for the Federal Funds rate by the end of the year remained the same at 4.625%, implying three 0.25% cuts in 2024, three cuts in 2025 and three cuts in 2026. We believe the FOMC will loosen monetary policy in mid-2024 as inflation and economic growth continue to moderate. Since the Fed began its Quantitative Tightening campaign in June 2022, securities holdings have declined by over \$1.5T to approximately \$7.5T.

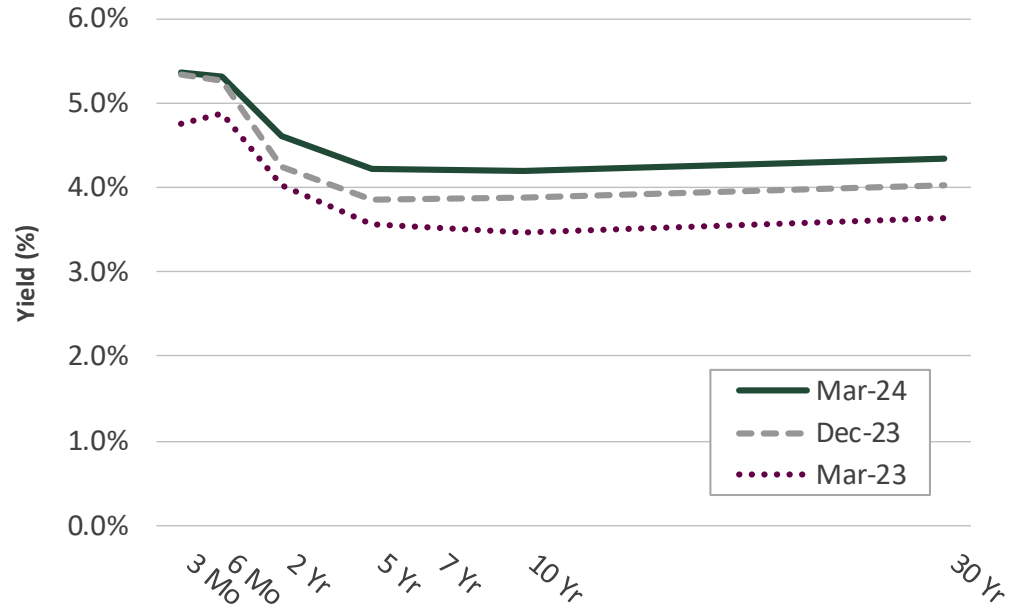
Bond Yields

US Treasury Note Yields



Source: Bloomberg

US Treasury Yield Curve



Source: Bloomberg

At the end of March, the 2-year Treasury yield was 59 basis point higher, and the 10-Year Treasury yield was 73 basis points higher, year-over-year. The inversion between the 2-year Treasury yield and 10-year Treasury yield widened to -42 basis points at March month-end versus -37 basis points at February month-end. The average historical spread (since 2003) is about +130 basis points. The inversion between 3-month and 10-year Treasuries widened to -117 basis points in March from -113 basis points in February.

Section 2 | Account Profile

Investment Objectives

Calleguas Municipal Water District's investment objectives, in order of priority, are to provide safety to ensure the preservation of capital in the overall portfolio, provide sufficient liquidity for cash needs and a market rate of return consistent with the investment program.

Chandler Asset Management Performance Objective

The performance objective for the portfolio is to earn a total rate of return through a market cycle that is equal to or above the return on the benchmark index.

Strategy

In order to achieve this objective, the portfolio invests in high-quality fixed income securities that comply with the investment policy and all regulations governing the funds.

CMWD Consolidated

This portfolio is a consolidation of assets managed by Chandler Asset Management and assets managed internally by Client. Chandler relies on Client to provide accurate information for reporting assets and producing this compliance statement.

Category	Standard	Comment
U.S. Treasuries	No limitation; 5 years max maturity	<i>Complies</i>
Federal Agencies	30% max in any one Agency or GSE; 20% max callables; Federal Agency securities and instruments of Government Sponsored Enterprises from the following issuers: Federal Farm Credit System, Federal Home Loan Bank System, Federal Home Loan Mortgage Corporation (Freddie Mac), Federal National Mortgage Association (Fannie Mae), Federal Agriculture Mortgage Association (Farmer Mac), Tennessee Valley Authority (TVA); 5 years max maturity	<i>Complies</i>
Supranational Obligations	"AA" rating category or higher by a NRSRO; 10% max; 5% max per issuer; USD denominated senior unsecured unsubordinated obligations; Issued or unconditionally guaranteed by IBRD, IFC, or IADB; 5 years max maturity	<i>Complies</i>
Municipal Securities	A rating category or higher by a NRSRO; 5% max per issuer; 5 years max maturity	<i>Complies</i>
Corporate Medium Term Notes	A rating category or higher by a NRSRO; 30% max; 5% max per issuer; Issued by corporations organized and operating within the U.S.; 5 years max maturity	<i>Complies</i>
Asset-Backed, Mortgage-Backed, Mortgage Pass-Through Securities, and Collateralized Mortgage Obligations	AA rating category or higher by a NRSRO; 20% max (combined ABS/MBS); 5% max per issuer; 5 years max maturity	<i>Complies</i>
Collateralized Bank Deposits	No limitation; 5 years max maturity	<i>Complies</i>
Certificates of Deposit (NCD/CD)	30% max; 5% max per issuer; CDs exceeding FDIC limit \$250,000 must be collateralized and must be placed in institutions rated AA or higher by two NRSROs (Moody's, S&P, Fitch); Issued by a nationally or state-chartered bank, a savings association or a federal association, a state or federal credit union, or by a federally-licensed or state-licensed branch of a foreign bank; NCDs 20% max (in combination of federally insurance and collateralized time deposits); 5 years max maturity	<i>Complies</i>
Banker's Acceptances	40% max; 5% max per bank; 180 days max maturity	<i>Complies</i>
Commercial Paper	Highest rating category (i.e. A1, P1, or F1) by a NRSRO; 25% max; Under a provision sunsetting on January 1, 2026, 40% max if the Agency's investment assets under management > \$100,000. 5% max per issuer; 270 days maturity; 10% maximum of the outstanding commercial paper of any single issuer; Issued by an entity that meets all of the following conditions in either (a) or (b): a. (i) organized and operating in the U.S. as a general corporation with assets > \$500 million; (ii) A rating category or better by a NRSRO, if issuer has debt obligations other than commercial paper. b. (i) organized within the U.S. as a special purpose corporation, trust, or limited liability company; (ii) have program-wide credit enhancements including, but not limited to, overcollateralization, letters of credit, or a surety bond; (iii) rated "A-1" or better by a NRSRO.	<i>Complies</i>

CMWD Consolidated

This portfolio is a consolidation of assets managed by Chandler Asset Management and assets managed internally by Client. Chandler relies on Client to provide accurate information for reporting assets and producing this compliance statement.

Category	Standard	Comment
Money Market Funds	AAA rated or better by S&P or Moody's; 20% max; 5% max per issuer; Registered with SEC under Investment Company Act of 1940	<i>Complies</i>
Local Agency Investment Fund (LAIF)	LAIF must not exceed the lesser of the limit established by LAIF or 15% of the portfolio	<i>Complies</i>
Local Government Investment Pool (LGIP) Ventura County Investment Pool (VCIP)	VCIP must not exceed the lesser of the limit established by County of Ventura or 15% of the portfolio	<i>Complies</i>
Average Life	4 years max average life	<i>Complies</i>
Maximum Maturity	5 years max maturity, unless otherwise noted; U.S. Treasuries and Federal Agencies with maturities longer than 5 years may be purchased for specific purposes with prior approval by the Board at least 90 days in advance of the purchase	<i>Complies</i>

Portfolio Characteristics

As of March 31, 2024

Calleguas Municipal WD

	03/31/24		12/31/23
	Benchmark*	Portfolio	Portfolio
Average Maturity (yrs)	1.85	2.10	2.04
Average Modified Duration	1.76	1.84	1.72
Average Purchase Yield	n/a	3.88%	3.67%
Average Market Yield	4.72%	4.92%	4.62%
Average Quality**	AA+	AA	AA/Aa1
Total Market Value		170,907,477	170,028,406

*ICE BofA 1-3 Yr US Treasury Index

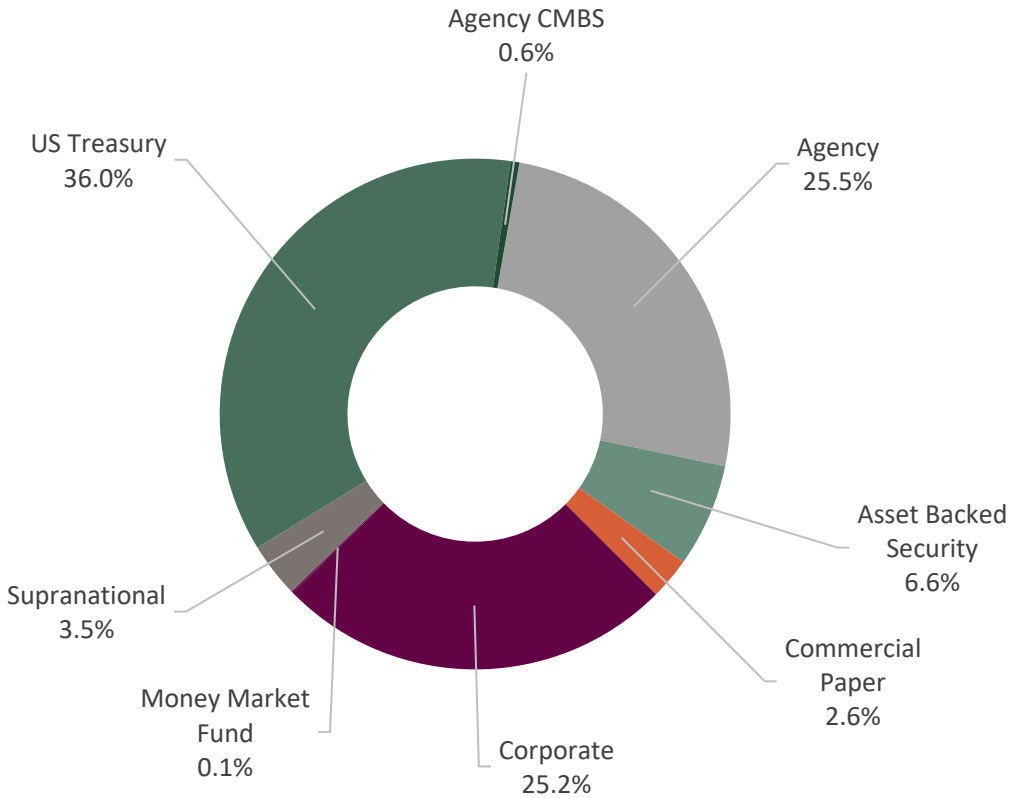
**Benchmark is a blended rating of S&P, Moody's, and Fitch. Portfolio is S&P and Moody's respectively.

Sector Distribution

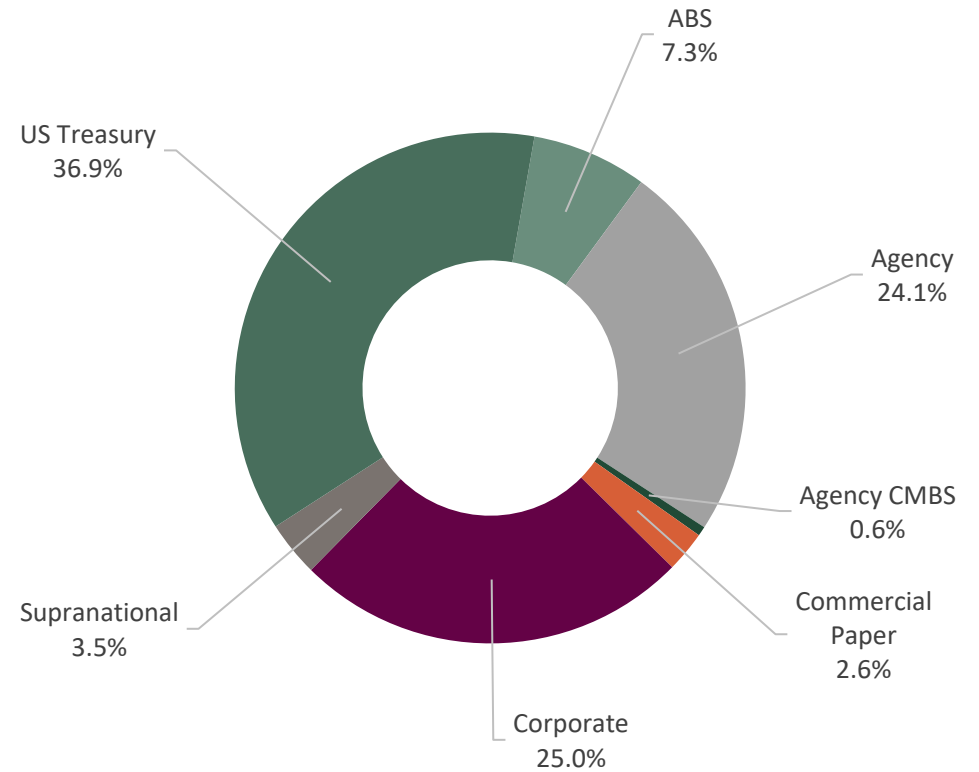
As of March 31, 2024

Calleguas Municipal WD

March 31, 2024



December 31, 2023



Calleguas Municipal WD – Account #10934

Issue Name	Investment Type	% Portfolio
United States Government	US Treasury	35.96%
Federal Farm Credit Bank	Agency	13.73%
Federal Home Loan Bank	Agency	10.16%
Inter-American Dev Bank	Supranational	3.46%
Paccar Financial	Corporate	2.31%
Federal Home Loan Mortgage Corp	Agency	2.16%
Home Depot	Corporate	1.92%
Cisco Systems	Corporate	1.77%
Deere & Company	Corporate	1.49%
Morgan Stanley	Corporate	1.46%
MUFG Bank Ltd/NY	Commercial Paper	1.46%
US Treasury	US Treasury	1.44%
Northwestern Mutual Glbl	Corporate	1.41%
Caterpillar Inc	Corporate	1.35%
JP Morgan Chase & Co	Corporate	1.29%
Pepsico Inc	Corporate	1.25%
United Health Group Inc	Corporate	1.25%
MasterCard Inc	Corporate	1.19%
Mass Mutual Insurance	Corporate	1.18%
Toyota Motor Corp	Commercial Paper	1.16%
US Bancorp	Corporate	1.16%
JP Morgan ABS	Asset Backed Security	1.11%
Mercedes-Benz	Asset Backed Security	1.10%
Amazon.com Inc	Corporate	1.08%
Bank of New York	Corporate	1.08%
Honeywell Corp	Corporate	1.00%
American Express ABS	Asset Backed Security	0.97%
John Deere ABS	Asset Backed Security	0.91%
National Rural Utilities	Corporate	0.87%
Honda ABS	Asset Backed Security	0.73%
Hormel Foods Corp	Corporate	0.58%
Prologis Trust	Corporate	0.57%
Federal Home Loan Mortgage Corp	Agency CMBS	0.56%
Hyundai Auto Receivables	Asset Backed Security	0.53%
Toyota Motor Corp	Corporate	0.52%
Northern Trust Corp	Corporate	0.47%
GM Financial Securitized Term Auto Trust	Asset Backed Security	0.31%
GM Financial Automobile Leasing Trust	Asset Backed Security	0.23%

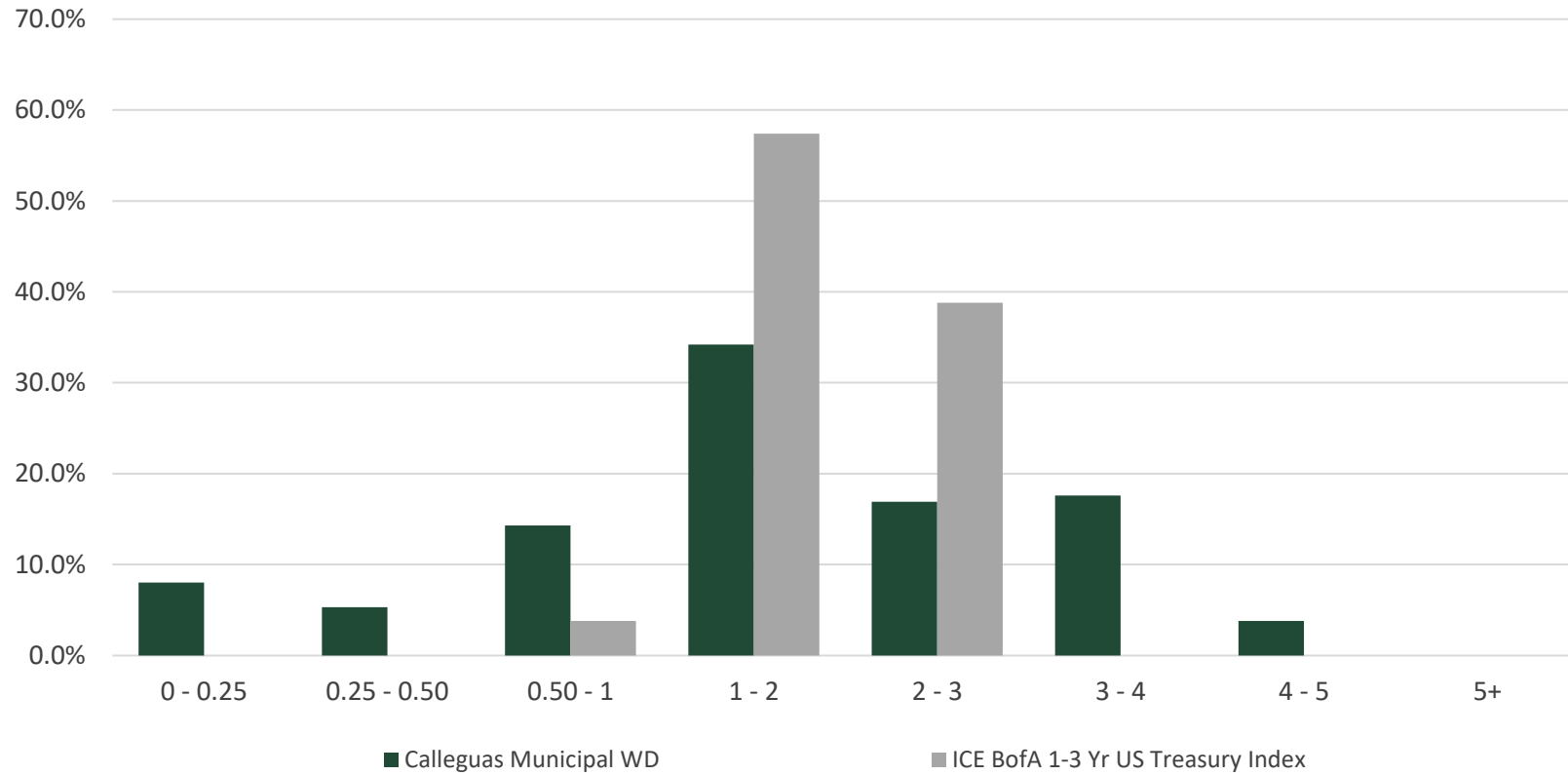
Calleguas Municipal WD – Account #10934

Issue Name	Investment Type	% Portfolio
BMW ABS	Asset Backed Security	0.20%
BMW Vehicle Lease Trust	Asset Backed Security	0.14%
CNH Equipment Trust	Asset Backed Security	0.13%
Ford ABS	Asset Backed Security	0.13%
Wells Fargo Advantage Govt #1751 MMKT	Money Market Fund	0.11%
Account Receivable Payable	Cash	0.06%
Toyota ABS	Asset Backed Security	0.03%
TOTAL		100.00%

Duration Distribution

As of March 31, 2024

Calleguas Municipal WD
Portfolio Compared to the Benchmark



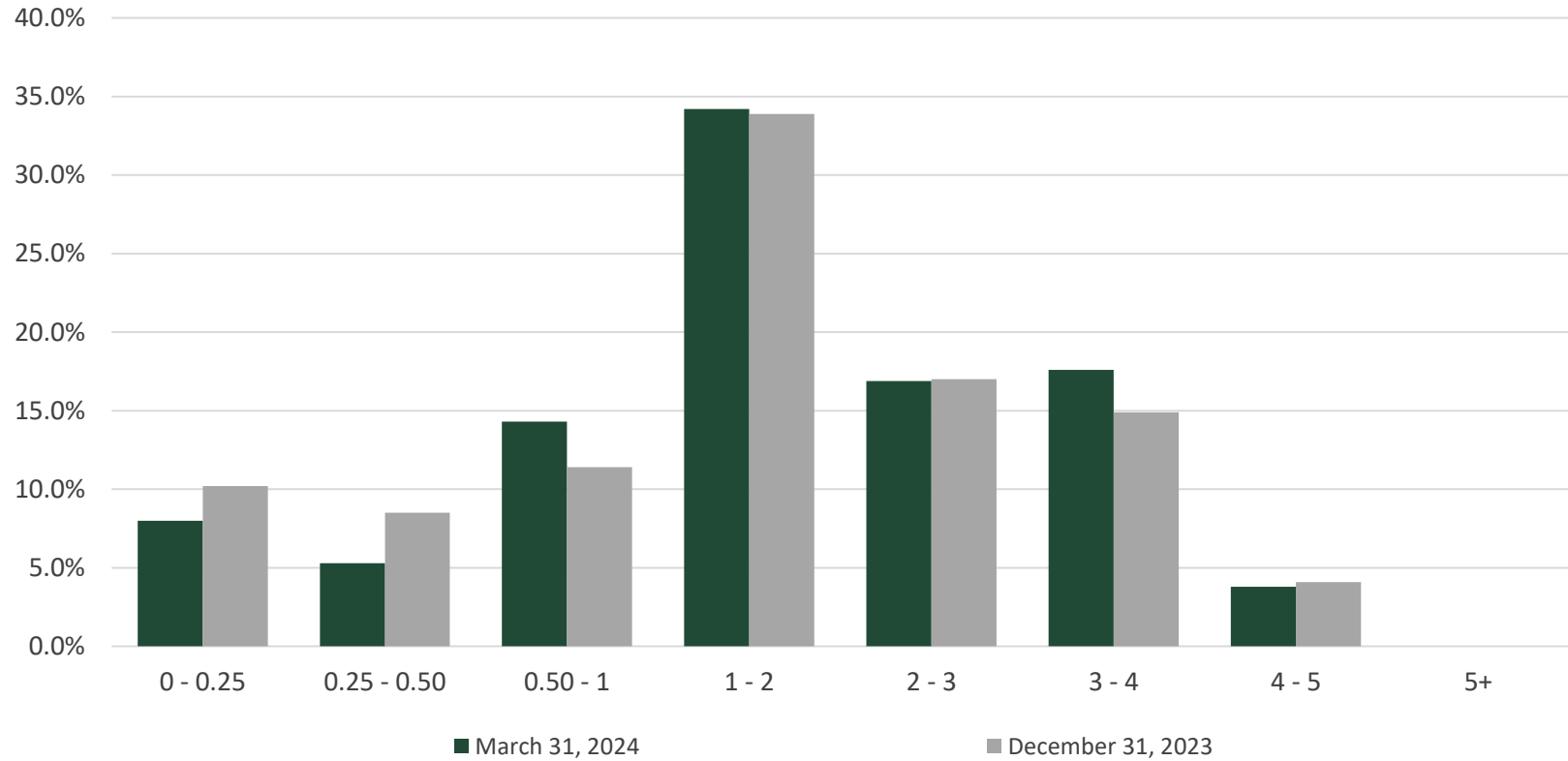
	0 - 0.25	0.25 - 0.50	0.50 - 1	1 - 2	2 - 3	3 - 4	4 - 5	5+
Portfolio	8.0%	5.3%	14.3%	34.2%	16.9%	17.6%	3.8%	0.0%
Benchmark*	0.0%	0.0%	3.8%	57.4%	38.8%	0.0%	0.0%	0.0%

*ICE BofA 1-3 Yr US Treasury Index

Duration Distribution

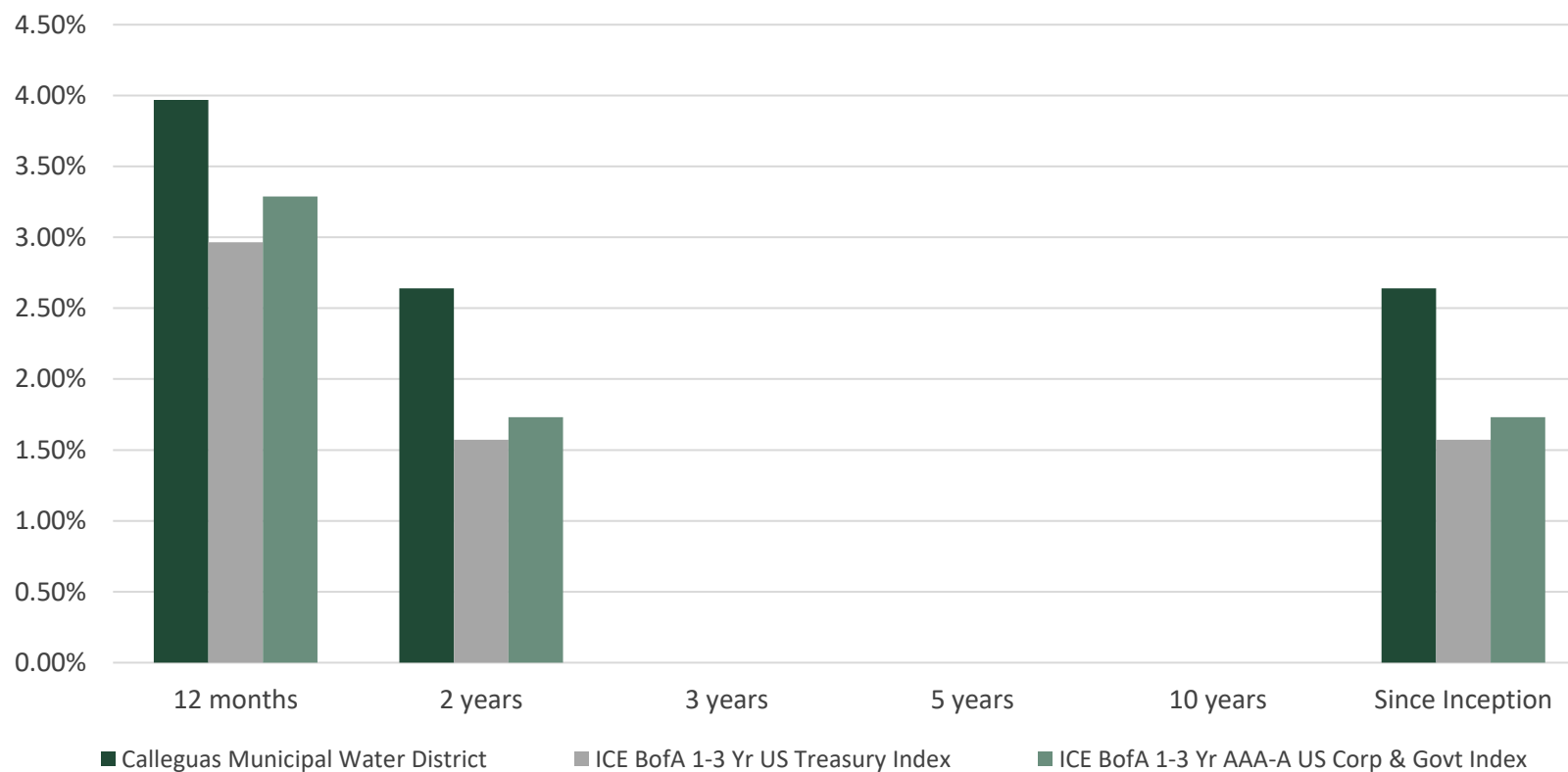
As of March 31, 2024

Calleguas Municipal WD
March 31, 2024 vs. December 31, 2023



	0 - 0.25	0.25 - 0.50	0.50 - 1	1 - 2	2 - 3	3 - 4	4 - 5	5+
03/31/24	8.0%	5.3%	14.3%	34.2%	16.9%	17.6%	3.8%	0.0%
12/31/23	10.2%	8.5%	11.4%	33.9%	17.0%	14.9%	4.1%	0.0%

Calleguas Municipal WD Total Rate of Return Annualized Since Inception March 31, 2022



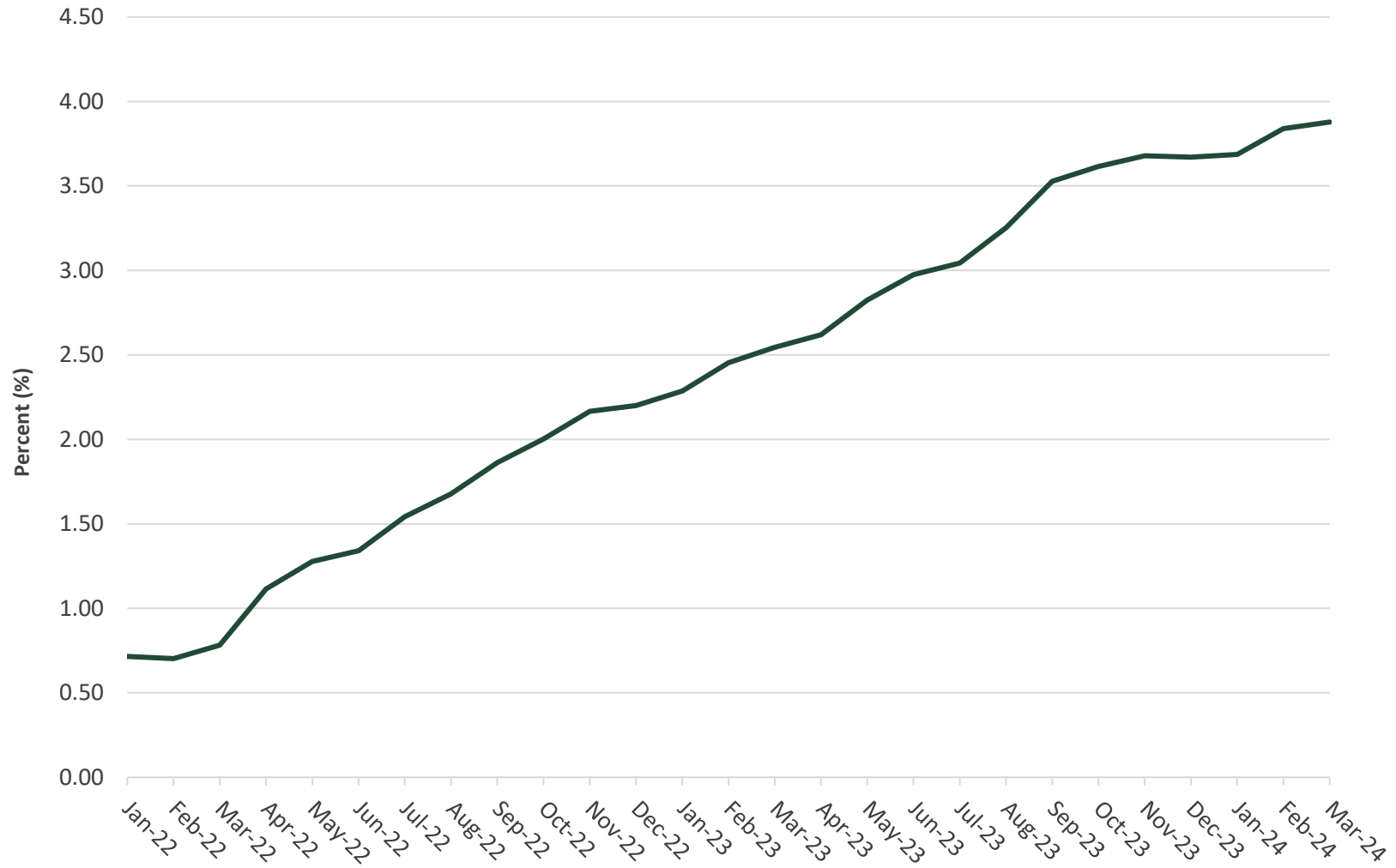
TOTAL RATE OF RETURN	Annualized						
	3 months	12 months	2 years	3 years	5 years	10 years	Since Inception
Calleguas Municipal WD	0.51%	3.99%	2.65%	N/A	N/A	N/A	2.65%
ICE BofA 1-3 Yr US Treasury Index	0.30%	2.97%	1.57%	N/A	N/A	N/A	1.57%
ICE BofA 1-3 Yr AAA-A US Corp & Govt Index	0.39%	3.29%	1.73%	N/A	N/A	N/A	1.73%

Total rate of return: A measure of a portfolio’s performance over time. It is the internal rate of return, which equates the beginning value of the portfolio with the ending value; it includes interest earnings, realized and unrealized gains and losses in the portfolio.

Historical Average Purchase Yield

As of March 31, 2024

Calleguas Municipal WD
Purchase Yield as of 03/31/24 = 3.88%



CMWD Reporting

	03/31/24 Portfolio	12/31/23 Portfolio
Average Maturity (yrs)	0.00	0.00
Modified Duration	0.00	0.00
Average Purchase Yield	4.25%	3.95%
Average Market Yield	4.25%	3.95%
Average Quality*	AAA	NR/NR
Total Market Value	2,419,027	406,853


**Portfolio is S&P and Moody's, respectively.*

Sector Distribution


As of March 31, 2024

CMWD Reporting

March 31, 2024



December 31, 2023





Section 3 | Consolidated Information

Portfolio Characteristics

As of March 31, 2024

CMWD Consolidated

	03/31/24 Portfolio	12/31/23 Portfolio
Average Maturity (yrs)	2.07	2.04
Modified Duration	1.82	1.72
Average Purchase Yield	3.89%	3.67%
Average Market Yield	4.91%	4.62%
Average Quality*	AA	AA/Aa1
Total Market Value	173,326,503	170,435,259

* Portfolio is S&P and Moody's respectively.

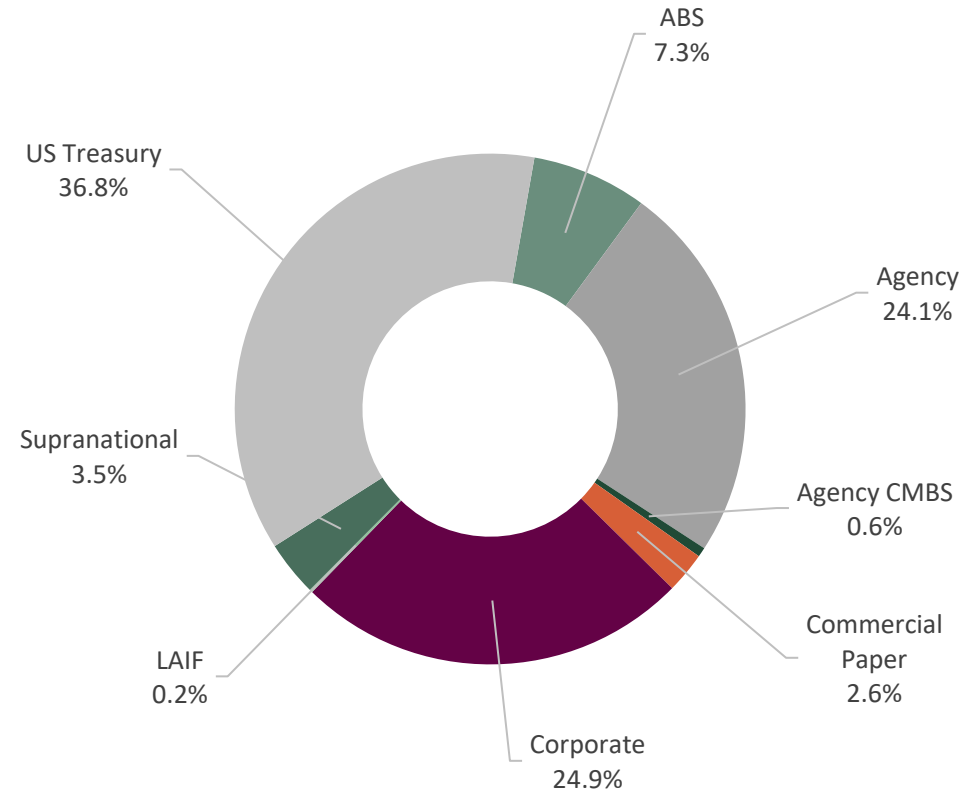
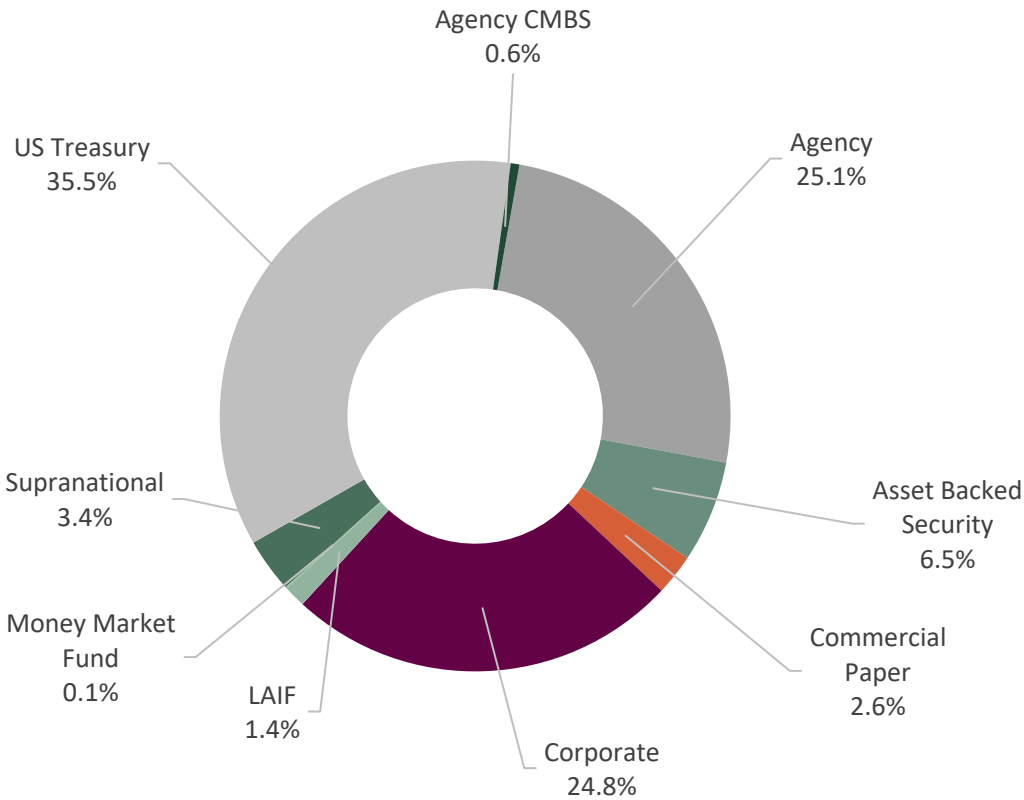
Sector Distribution

As of March 31, 2024

CMWD Consolidated

March 31, 2024

December 31, 2023





Section 4 | Portfolio Holdings

HOLDINGS REPORT



Calleguas Municipal Water District | Account #10934 | As of March 31, 2024

Cusip	Security Description	Par Value/ Units	Purchase Date Purchase Yield	Cost Value Book Value	Mkt Price Mkt YTM	Market Value Accrued Int.	% of Port. Gain/Loss	Moody's/ S&P Fitch	Maturity Duration
ABS									
89240BAC2	TAOT 2021-A A3 0.26 05/15/2025	43,704.33	05/25/2022 2.38%	42,802.93 43,430.23	99.49 4.63%	43,481.56 5.05	0.03% 51.33	Aaa/NA AAA	1.12 0.14
02582JIT8	AMXCA 2022-2 A 05/17/2027	1,690,000.00	05/17/2022 3.42%	1,689,626.17 1,689,800.47	97.93 5.33%	1,655,085.95 2,546.27	0.97% (34,714.51)	NA/AAA AAA	1.12 1.60
34532NAC9	FORDO 2021-A A3 0.3 08/15/2025	221,490.39	02/17/2021 0.30%	221,471.72 221,486.53	99.15 5.36%	219,613.83 29.53	0.13% (1,872.69)	Aaa/AAA NA	1.38 0.27
47788UAC6	JDOT 2021 A3 0.36 09/15/2025	253,262.65	03/02/2021 0.37%	253,213.98 253,249.85	98.74 5.84%	250,081.22 40.52	0.15% (3,168.64)	Aaa/NA AAA	1.46 0.28
43815EAC8	HAROT 2021-3 A3 0.41 11/18/2025	156,279.61	03/29/2022 3.00%	150,565.64 154,007.47	97.96 5.93%	153,091.87 23.14	0.09% (915.60)	NA/AAA AAA	1.64 0.52
05593AAC3	BMWLT 2023-1 A3 5.16 11/25/2025	240,000.00	02/07/2023 5.43%	239,994.29 239,996.60	99.76 5.64%	239,435.74 206.40	0.14% (560.87)	Aaa/AAA NA	1.65 0.64
12598AAC4	CNH 2021-A A3 0.4 12/15/2025	229,642.17	03/09/2021 0.62%	229,588.48 229,627.41	98.97 5.98%	227,267.35 40.83	0.13% (2,360.06)	NA/AAA AAA	1.71 0.36
379929AD4	GMALT 2023-3 A3 5.38 11/20/2026	400,000.00	08/08/2023 5.38%	399,952.04 399,961.25	100.09 5.60%	400,369.44 657.56	0.24% 408.19	NA/AAA AAA	2.64 1.47
362585AC5	GMCAR 2022-2 A3 3.1 02/16/2027	541,584.54	04/05/2022 3.13%	541,471.35 541,522.87	98.21 5.87%	531,878.86 699.55	0.31% (9,644.01)	Aaa/AAA NA	2.88 1.12
448979AD6	HART 2023-A A3 4.58 04/15/2027	905,000.00	04/04/2023 5.14%	904,911.67 904,933.09	99.10 5.65%	896,835.45 1,842.18	0.53% (8,097.64)	NA/AAA AAA	3.04 1.73
43815JAC7	HAROT 2023-1 A3 5.04 04/21/2027	500,000.00	02/16/2023 5.09%	499,907.10 499,931.72	99.74 5.59%	498,706.20 700.00	0.29% (1,225.52)	Aaa/NA AAA	3.06 1.74
47800BAC2	JDOT 2022-C A3 5.09 06/15/2027	1,315,000.00	10/12/2022 5.15%	1,314,897.96 1,314,931.04	99.65 5.67%	1,310,362.26 2,974.82	0.77% (4,568.78)	Aaa/NA AAA	3.21 1.33
58768PAC8	MBART 2022-1 A3 5.21 08/16/2027	1,870,000.00	11/15/2022 5.28%	1,869,630.11 1,869,740.36	99.89 5.58%	1,868,017.24 4,330.09	1.10% (1,723.12)	Aaa/AAA NA	3.38 1.59
05592XAD2	BMWOT 2023-A A3 5.47 02/25/2028	335,000.00	07/11/2023 5.47%	334,940.64 334,949.74	100.41 5.49%	336,374.14 305.41	0.20% 1,424.40	NA/AAA AAA	3.91 2.26
438123AC5	HAROT 2023-4 A3 5.67 06/21/2028	585,000.00	11/01/2023 5.74%	584,896.98 584,905.83	101.21 5.44%	592,079.26 921.38	0.35% 7,173.43	Aaa/NA AAA	4.22 2.50
161571HT4	CHAIT 2023-1 A 5.16 09/15/2028	1,885,000.00	09/07/2023 5.17%	1,884,477.48 1,884,534.39	100.51 5.33%	1,894,607.66 4,322.93	1.12% 10,073.26	NR/AAA AAA	4.46 2.26
Total ABS		11,170,963.69	4.54%	11,162,348.53 11,167,008.85	99.53 5.53%	11,117,288.02 19,645.64	6.55% (49,720.83)	Aaa/AAA AAA	2.99 1.61

HOLDINGS REPORT



Calleguas Municipal Water District | Account #10934 | As of March 31, 2024

Cusip	Security Description	Par Value/ Units	Purchase Date Purchase Yield	Cost Value Book Value	Mkt Price Mkt YTM	Market Value Accrued Int.	% of Port. Gain/Loss	Moody's/ S&P Fitch	Maturity Duration
AGENCY									
3133ENUN8	FEDERAL FARM CREDIT BANKS FUNDING CORP 2.44 04/18/2024	1,100,000.00	05/03/2022 2.75%	1,093,477.00 1,099,844.91	99.87 5.19%	1,098,543.31 12,152.56	0.65% (1,301.59)	Aaa/AA+ AA+	0.05 0.05
3133ENWP1	FEDERAL FARM CREDIT BANKS FUNDING CORP 2.625 05/16/2024	1,975,000.00	05/10/2022 2.69%	1,972,333.75 1,974,835.87	99.66 5.31%	1,968,281.05 19,441.41	1.16% (6,554.82)	Aaa/AA+ AA+	0.13 0.13
3133ENZ94	FEDERAL FARM CREDIT BANKS FUNDING CORP 4.5 11/18/2024	880,000.00	11/15/2022 4.55%	879,067.20 879,705.23	99.55 5.22%	876,080.01 14,630.00	0.52% (3,625.21)	Aaa/AA+ AA+	0.64 0.61
3133ENKS8	FEDERAL FARM CREDIT BANKS FUNDING CORP 1.125 01/06/2025	1,000,000.00	01/06/2022 1.20%	997,750.00 999,422.55	96.99 5.20%	969,872.97 2,656.25	0.57% (29,549.58)	Aaa/AA+ AA+	0.77 0.75
3133EPBJ3	FEDERAL FARM CREDIT BANKS FUNDING CORP 4.375 02/23/2026	3,500,000.00	02/24/2023 4.62%	3,476,513.00 3,485,094.79	99.42 4.70%	3,479,587.23 16,163.19	2.05% (5,507.56)	Aaa/AA+ AA+	1.90 1.80
3130ALHH0	FEDERAL HOME LOAN BANKS 0.96 03/05/2026	3,500,000.00	04/18/2022 2.88%	3,251,500.00 3,376,627.47	93.09 4.75%	3,258,084.76 2,426.67	1.92% (118,542.71)	Aaa/AA+ AA+	1.93 1.87
3133EPQC2	FEDERAL FARM CREDIT BANKS FUNDING CORP 4.625 07/17/2026	1,750,000.00	07/28/2023 4.64%	1,749,160.00 1,749,352.00	99.84 4.70%	1,747,230.59 16,637.15	1.03% (2,121.41)	Aaa/AA+ AA+	2.30 2.14
3133ENV72	FEDERAL FARM CREDIT BANKS FUNDING CORP 4.5 07/27/2026	3,100,000.00	10/31/2022 4.50%	3,099,845.00 3,099,903.82	99.81 4.58%	3,094,240.36 24,800.00	1.82% (5,663.47)	Aaa/AA+ AA+	2.32 2.17
3134GW4C7	FEDERAL HOME LOAN MORTGAGE CORP 0.8 10/27/2026	3,000,000.00	09/28/2022 4.24%	2,614,500.00 2,756,894.22	90.96 4.57%	2,728,743.39 10,266.67	1.61% (28,150.83)	Aaa/AA+ AA+	2.57 2.48
3133EPBM6	FEDERAL FARM CREDIT BANKS FUNDING CORP 4.125 08/23/2027	3,500,000.00	02/24/2023 4.35%	3,468,430.00 3,476,120.13	98.94 4.46%	3,462,894.02 15,239.58	2.04% (13,226.11)	Aaa/AA+ AA+	3.40 3.12
3133EPDJ1	FEDERAL FARM CREDIT BANKS FUNDING CORP 4.375 09/15/2027	3,600,000.00	03/28/2023 3.90%	3,668,976.00 3,653,370.76	99.72 4.46%	3,589,939.55 7,000.00	2.11% (63,431.21)	Aaa/AA+ AA+	3.46 3.17
3130ATUS4	FEDERAL HOME LOAN BANKS 4.25 12/10/2027	3,500,000.00	01/30/2023 3.75%	3,576,580.00 3,558,190.44	99.46 4.41%	3,481,173.50 45,864.58	2.05% (77,016.94)	Aaa/AA+ AA+	3.70 3.35
3130ATSS7	FEDERAL HOME LOAN BANKS 4.5 03/10/2028	3,600,000.00	03/28/2023 3.89%	3,697,488.00 3,677,591.39	100.43 4.38%	3,615,397.49 9,450.00	2.13% (62,193.90)	Aaa/AA+ AA+	3.94 3.58
3130AEB25	FEDERAL HOME LOAN BANKS 3.25 06/09/2028	4,000,000.00	06/28/2023 4.04%	3,858,720.00 3,880,377.20	96.01 4.30%	3,840,320.56 40,444.44	2.26% (40,056.64)	Aaa/AA+ AA+	4.19 3.83
3133EPUN3	FEDERAL FARM CREDIT BANKS FUNDING CORP 4.5 08/28/2028	3,000,000.00	08/30/2023 4.32%	3,022,140.00 3,019,542.43	100.78 4.30%	3,023,404.74 12,375.00	1.78% 3,862.31	Aaa/AA+ AA+	4.41 3.95
3130AXQK7	FEDERAL HOME LOAN BANKS 4.75 12/08/2028	3,000,000.00	01/29/2024 4.05%	3,090,990.00 3,087,809.97	101.86 4.31%	3,055,814.25 58,583.33	1.80% (31,995.72)	Aaa/AA+ AA+	4.69 4.10
Total Agency		44,005,000.00	3.92%	43,517,469.95 43,774,683.17	98.46 4.57%	43,289,607.77 308,130.84	25.49% (485,075.40)	Aaa/AA+ AA+	2.95 2.71

HOLDINGS REPORT



Calleguas Municipal Water District | Account #10934 | As of March 31, 2024

Cusip	Security Description	Par Value/ Units	Purchase Date Purchase Yield	Cost Value Book Value	Mkt Price Mkt YTM	Market Value Accrued Int.	% of Port. Gain/Loss	Moody's/ S&P Fitch	Maturity Duration
AGENCY CMBS									
3137FQXJ7	FHMS K-737 A2 2.525 10/25/2026	1,000,000.00	08/22/2022 3.61%	958,398.44 974,644.71	94.74 5.09%	947,382.30 2,104.17	0.56% (27,262.41)	Aaa/AA+ AAA	2.57 2.30
Total Agency CMBS		1,000,000.00	08/22/2022 3.61%	958,398.44 974,644.71	94.74 5.09%	947,382.30 2,104.17	0.56% (27,262.41)	Aaa/AA+ AAA	2.57 2.30
CASH									
CCYUSD	Receivable	99,278.00	-- 0.00%	99,278.00 99,278.00	1.00 0.00%	99,278.00 0.00	0.06% 0.00	Aaa/AAA AAA	0.00 0.00
Total Cash		99,278.00	0.00%	99,278.00	0.00%	99,278.00	0.06% 0.00	Aaa/AAA AAA	0.00 0.00
COMMERCIAL PAPER									
62479LDC6	MUFG Bank, Ltd., New York Branch 04/12/2024	2,500,000.00	10/30/2023 5.83%	2,435,031.25 2,495,668.75	99.78 5.30%	2,494,487.50 0.00	1.47% (1,181.25)	P-1/A-1 NA	0.03 0.04
89233GE28	Toyota Motor Credit Corporation 05/02/2024	2,000,000.00	08/29/2023 5.85%	1,922,469.44 1,990,269.44	99.48 5.60%	1,989,670.00 0.00	1.17% (599.44)	P-1/A-1+ F1	0.09 0.09
Total Commercial Paper		4,500,000.00	5.84%	4,357,500.69 4,485,938.19	99.65 5.43%	4,484,157.50 0.00	2.64% (1,780.69)	P-1/AA- A+	0.06 0.06
CORPORATE									
440452AG5	HORMEL FOODS CORP 0.65 06/03/2024	1,000,000.00	05/25/2021 0.66%	999,820.00 999,989.65	99.13 5.72%	991,341.19 2,130.56	0.58% (8,648.46)	A1/A- NA	0.18 0.18
69371RR81	PACCAR FINANCIAL CORP 3.15 06/13/2024	2,165,000.00	06/06/2022 3.16%	2,164,502.05 2,164,950.27	99.52 5.55%	2,154,518.17 20,459.25	1.27% (10,432.10)	A1/A+ NA	0.20 0.20
91159HHX1	US BANCORP 2.4 07/30/2024	2,000,000.00	01/18/2022 1.38%	2,049,260.00 2,004,870.65	98.94 5.61%	1,978,849.06 8,133.33	1.17% (26,021.59)	A3/A A	0.33 0.33
69371RR73	PACCAR FINANCIAL CORP 2.85 04/07/2025	1,810,000.00	03/31/2022 2.86%	1,809,529.40 1,809,840.70	97.71 5.19%	1,768,586.39 24,932.75	1.04% (41,254.31)	A1/A+ NA	1.02 0.98
023135CE4	AMAZON.COM INC 3.0 04/13/2025	1,865,000.00	-- 2.98%	1,865,844.65 1,865,297.35	97.92 5.09%	1,826,168.54 26,110.00	1.08% (39,128.81)	A1/AA AA-	1.04 0.99
437076CM2	HOME DEPOT INC 2.7 04/15/2025	985,000.00	03/24/2022 2.76%	983,276.25 984,413.55	97.50 5.20%	960,394.06 12,263.25	0.57% (24,019.49)	A2/A A	1.04 1.00
24422EWF2	JOHN DEERE CAPITAL CORP 3.4 06/06/2025	520,000.00	06/01/2022 3.41%	519,880.40 519,952.97	98.02 5.15%	509,693.52 5,647.78	0.30% (10,259.45)	A1/A A+	1.18 1.13

HOLDINGS REPORT



Calleguas Municipal Water District | Account #10934 | As of March 31, 2024

Cusip	Security Description	Par Value/ Units	Purchase Date Purchase Yield	Cost Value Book Value	Mkt Price Mkt YTM	Market Value Accrued Int.	% of Port. Gain/Loss	Moody's/ S&P Fitch	Maturity Duration
66815L2J7	NORTHWESTERN MUTUAL GLOBAL FUNDING 4.0 07/01/2025	2,410,000.00	06/27/2022 4.01%	2,409,180.60 2,409,659.08	98.65 5.12%	2,377,562.63 24,100.00	1.40% (32,096.45)	Aaa/AA+ AAA	1.25 1.20
14913R2Z9	CATERPILLAR FINANCIAL SERVICES CORP 3.65 08/12/2025	2,335,000.00	08/08/2022 3.69%	2,332,174.65 2,333,716.22	98.01 5.18%	2,288,452.27 11,600.41	1.35% (45,263.95)	A2/A A+	1.37 1.31
89236TKF1	TOYOTA MOTOR CREDIT CORP 3.65 08/18/2025	910,000.00	08/15/2022 3.68%	909,181.00 909,623.38	98.12 5.08%	892,852.06 3,967.35	0.53% (16,771.32)	A1/A+ A+	1.38 1.33
637432NG6	NATIONAL RURAL UTILITIES COOPERATIVE FINANCE CORP 3.25 11/01/2025	1,505,000.00	-- 4.04%	1,485,082.00 1,487,029.24	97.05 5.21%	1,460,676.17 20,380.21	0.86% (26,353.07)	A1/A- A+	1.59 1.50
06406RAQ0	BANK OF NEW YORK MELLON CORP 0.75 01/28/2026	2,000,000.00	03/23/2022 2.79%	1,850,460.00 1,929,008.41	92.41 5.16%	1,848,229.56 2,625.00	1.09% (80,778.85)	A1/A AA-	1.83 1.77
713448FQ6	PEPSICO INC 4.55 02/13/2026	475,000.00	02/13/2023 4.57%	474,724.50 474,828.00	99.51 4.83%	472,659.09 2,881.67	0.28% (2,168.91)	A1/A+ NA	1.87 1.76
57629W6F2	MASSMUTUAL GLOBAL FUNDING II 4.5 04/10/2026	2,000,000.00	04/04/2023 4.52%	1,998,620.00 1,999,067.81	98.82 5.12%	1,976,451.54 42,750.00	1.16% (22,616.27)	Aa3/AA+ AA+	2.03 1.87
74340XBU4	PROLOGIS LP 3.25 06/30/2026	1,000,000.00	11/03/2022 5.52%	925,320.00 953,991.28	96.21 5.05%	962,074.69 8,215.28	0.57% 8,083.41	A3/A NA	2.25 2.12
61747YET8	MORGAN STANLEY 4.679 07/17/2026	2,500,000.00	07/27/2022 4.32%	2,525,350.00 2,511,038.01	98.92 5.55%	2,473,063.05 24,044.86	1.46% (37,974.96)	A1/A- A+	2.30 1.23
437076CV2	HOME DEPOT INC 4.95 09/30/2026	2,300,000.00	12/27/2023 4.32%	2,336,179.00 2,332,657.48	100.16 4.88%	2,303,726.55 316.25	1.36% (28,930.93)	A2/A A	2.50 2.22
713448FW3	PEPSICO INC 5.125 11/10/2026	680,000.00	11/08/2023 5.13%	679,816.40 679,840.36	100.79 4.79%	685,392.50 13,649.58	0.40% 5,552.14	A1/A+ NA	2.61 2.30
91324PCW0	UNITEDHEALTH GROUP INC 3.45 01/15/2027	2,200,000.00	02/27/2024 4.80%	2,121,196.00 2,123,595.36	96.64 4.75%	2,126,117.07 16,023.33	1.25% 2,521.71	A2/A+ A	2.79 2.60
17275RBQ4	CISCO SYSTEMS INC 4.8 02/26/2027	3,000,000.00	02/27/2024 4.82%	2,998,410.00 2,998,456.55	100.16 4.74%	3,004,825.56 14,000.00	1.77% 6,369.01	A1/AA- NA	2.91 2.67
665859AW4	NORTHERN TRUST CORP 4.0 05/10/2027	820,000.00	05/05/2022 4.03%	818,671.60 819,175.02	97.42 4.90%	798,875.49 12,846.67	0.47% (20,299.54)	A2/A+ A+	3.11 2.84
438516CJ3	HONEYWELL INTERNATIONAL INC 4.95 02/15/2028	1,675,000.00	02/14/2023 4.52%	1,706,758.00 1,699,500.04	101.13 4.62%	1,693,959.71 10,594.38	1.00% (5,540.33)	A2/A A	3.88 3.41
713448FL7	PEPSICO INC 3.6 02/18/2028	1,000,000.00	03/27/2024 4.49%	968,490.00 968,578.64	96.60 4.57%	965,968.83 4,300.00	0.57% (2,609.81)	A1/A+ NA	3.89 3.56
57636QAW4	MASTERCARD INC 4.875 03/09/2028	2,000,000.00	03/27/2024 4.46%	2,029,460.00 2,029,376.60	101.31 4.52%	2,026,197.96 5,958.33	1.19% (3,178.64)	Aa3/A+ NA	3.94 3.48

HOLDINGS REPORT



Calleguas Municipal Water District | Account #10934 | As of March 31, 2024

Cusip	Security Description	Par Value/ Units	Purchase Date Purchase Yield	Cost Value Book Value	Mkt Price Mkt YTM	Market Value Accrued Int.	% of Port. Gain/Loss	Moody's/ S&P Fitch	Maturity Duration
24422EXB0	JOHN DEERE CAPITAL CORP 4.95 07/14/2028	2,000,000.00	10/23/2023 5.57%	1,948,660.00 1,953,394.95	100.75 4.75%	2,015,075.76 21,175.00	1.19% 61,680.81	A1/A A+	4.29 3.79
46647PDG8	JPMORGAN CHASE & CO 4.851 07/25/2028	2,200,000.00	10/23/2023 6.30%	2,095,060.00 2,107,248.06	99.16 5.13%	2,181,447.42 19,565.70	1.28% 74,199.36	A1/A- AA-	4.32 3.01
Total Corporate		43,355,000.00	4.02%	43,069,099.63	98.63 5.06%	42,743,158.83 358,670.93	25.17% (325,940.81)	A1/A+ A+	2.19 1.91
MONEY MARKET FUND									
94975P405	ALLSPRING:GOVT MM I	186,130.70	-- 5.17%	186,130.70 186,130.70	1.00 5.17%	186,130.70 0.00	0.11% 0.00	Aaa/ AAAm NA	0.00 0.00
Total Money Market Fund		186,130.70	5.17%	186,130.70 186,130.70	1.00 5.17%	186,130.70 0.00	0.11% 0.00	Aaa/ AAAm NA	0.00 0.00
SUPRANATIONAL									
4581X0EE4	INTER-AMERICAN DEVELOPMENT BANK 3.25 07/01/2024	2,500,000.00	06/27/2022 3.25%	2,499,800.00 2,499,975.10	99.48 5.33%	2,486,931.88 20,312.50	1.46% (13,043.23)	Aaa/AAA NA	0.25 0.25
4581X0EK0	INTER-AMERICAN DEVELOPMENT BANK 4.5 05/15/2026	3,410,000.00	06/27/2023 4.53%	3,407,374.30 3,408,053.36	99.59 4.70%	3,396,011.12 57,970.00	2.00% (12,042.24)	Aaa/AAA NA	2.12 1.97
Total Supranational		5,910,000.00	3.99%	5,907,174.30 5,908,028.46	99.54 4.97%	5,882,943.00 78,282.50	3.46% (25,085.46)	Aaa/AAA NA	1.33 1.24
US TREASURY									
912797GK7	UNITED STATES TREASURY 08/08/2024	2,500,000.00	02/27/2024 5.35%	2,442,220.00 2,453,990.00	98.16 5.42%	2,454,099.75 0.00	1.45% 109.75	P-1/A-1+ F1+	0.36 0.35
91282CCX7	UNITED STATES TREASURY 0.375 09/15/2024	4,000,000.00	05/26/2022 2.50%	3,810,625.00 3,962,260.59	97.83 5.25%	3,913,046.88 692.93	2.30% (49,213.71)	Aaa/AA+ AA+	0.46 0.45
91282CDB4	UNITED STATES TREASURY 0.625 10/15/2024	3,000,000.00	04/18/2022 2.61%	2,855,976.56 2,968,821.30	97.58 5.23%	2,927,285.16 8,657.79	1.72% (41,536.14)	Aaa/AA+ AA+	0.54 0.53
91282CDH1	UNITED STATES TREASURY 0.75 11/15/2024	3,700,000.00	03/22/2022 2.37%	3,546,074.22 3,663,744.75	97.29 5.23%	3,599,586.92 10,520.60	2.12% (64,157.83)	Aaa/AA+ AA+	0.63 0.61
91282CDN8	UNITED STATES TREASURY 1.0 12/15/2024	3,800,000.00	09/28/2022 4.17%	3,546,320.31 3,718,998.32	97.12 5.19%	3,690,638.66 11,213.11	2.17% (28,359.66)	Aaa/AA+ AA+	0.71 0.69

HOLDINGS REPORT



Calleguas Municipal Water District | Account #10934 | As of March 31, 2024

Cusip	Security Description	Par Value/ Units	Purchase Date Purchase Yield	Cost Value Book Value	Mkt Price Mkt YTM	Market Value Accrued Int.	% of Port. Gain/Loss	Moody's/ S&P Fitch	Maturity Duration
91282CDS7	UNITED STATES TREASURY 1.125 01/15/2025	1,500,000.00	01/25/2022 1.28%	1,493,378.91 1,498,236.41	96.94 5.12%	1,454,033.20 3,569.71	0.86% (44,203.21)	Aaa/AA+ AA+	0.79 0.77
91282CDZ1	UNITED STATES TREASURY 1.5 02/15/2025	3,000,000.00	04/18/2022 2.67%	2,903,789.06 2,970,196.03	96.91 5.15%	2,907,392.58 5,686.81	1.71% (62,803.45)	Aaa/AA+ AA+	0.88 0.85
91282CED9	UNITED STATES TREASURY 1.75 03/15/2025	3,000,000.00	04/18/2022 2.67%	2,922,421.88 2,974,554.96	96.94 5.07%	2,908,070.79 2,425.27	1.71% (66,484.17)	Aaa/AA+ AA+	0.96 0.93
912828XB1	UNITED STATES TREASURY 2.125 05/15/2025	4,000,000.00	04/28/2022 2.80%	3,920,468.75 3,970,747.95	96.91 4.98%	3,876,406.24 32,225.27	2.28% (94,341.71)	Aaa/AA+ AA+	1.12 1.09
91282CEU1	UNITED STATES TREASURY 2.875 06/15/2025	3,100,000.00	-- 3.31%	3,077,078.13 3,084,730.52	97.58 4.96%	3,024,921.88 26,299.18	1.78% (59,808.65)	Aaa/AA+ AA+	1.21 1.16
91282CAB7	UNITED STATES TREASURY 0.25 07/31/2025	4,000,000.00	04/28/2022 2.80%	3,680,468.75 3,869,392.61	94.08 4.89%	3,763,125.00 1,675.82	2.22% (106,267.61)	Aaa/AA+ AA+	1.33 1.31
91282CFK2	UNITED STATES TREASURY 3.5 09/15/2025	3,800,000.00	09/28/2022 4.19%	3,726,968.75 3,764,091.85	98.13 4.84%	3,729,046.86 6,144.02	2.20% (35,044.99)	Aaa/AA+ AA+	1.46 1.40
9128285J5	UNITED STATES TREASURY 3.0 10/31/2025	3,650,000.00	06/22/2022 3.27%	3,618,490.23 3,635,144.66	97.29 4.80%	3,550,908.19 46,026.10	2.09% (84,236.47)	Aaa/AA+ AA+	1.59 1.51
91282CFW6	UNITED STATES TREASURY 4.5 11/15/2025	3,600,000.00	11/30/2022 4.31%	3,618,843.75 3,610,337.04	99.55 4.79%	3,583,828.12 61,417.58	2.11% (26,508.93)	Aaa/AA+ AA+	1.63 1.53
91282CGA3	UNITED STATES TREASURY 4.0 12/15/2025	4,900,000.00	-- 4.63%	4,836,246.09 4,850,162.80	98.77 4.76%	4,839,707.02 57,836.07	2.85% (10,455.78)	Aaa/AA+ AA+	1.71 1.62
912828YQ7	UNITED STATES TREASURY 1.625 10/31/2026	4,000,000.00	-- 3.36%	3,738,945.31 3,833,563.68	93.08 4.49%	3,723,281.24 27,321.43	2.19% (110,282.44)	Aaa/AA+ AA+	2.59 2.47
91282CEF4	UNITED STATES TREASURY 2.5 03/31/2027	4,000,000.00	10/23/2023 4.91%	3,698,593.75 3,737,050.69	94.68 4.41%	3,787,187.52 273.22	2.23% 50,136.83	Aaa/AA+ AA+	3.00 2.81
9128286B1	UNITED STATES TREASURY 2.625 02/15/2029	3,600,000.00	03/27/2024 4.21%	3,350,390.63 3,350,949.98	92.89 4.25%	3,344,203.12 11,942.31	1.97% (6,746.86)	Aaa/AA+ AA+	4.88 4.49
Total US Treasury		63,150,000.00	3.50%	60,787,300.08 61,916,974.14	96.75 4.91%	61,076,769.12 313,927.25	35.96% (840,205.02)	Aaa/AA+ AA+	1.49 1.42
Total Portfolio		173,376,372.39	3.88%	169,980,507.19 171,581,785.85	97.84 4.92%	169,826,715.23 1,080,761.32	100.00% (1,755,070.62)	Aa2/AA- AA	2.10 1.84
Total Market Value + Accrued						170,907,476.55			

HOLDINGS REPORT



CMWD Reporting | Account #10935 | As of March 31, 2024

Cusip	Security Description	Par Value/ Units	Purchase Date Purchase Yield	Cost Value Book Value	Mkt Price Mkt YTM	Market Value Accrued Int.	% of Port. Gain/Loss	Moody's/ S&P Fitch	Maturity Duration
CASH									
CCYUSD	Receivable	11,599.88	-- 0.00%	11,599.88 11,599.88	1.00 0.00%	11,599.88 0.00	0.48% 0.00	Aaa/AAA AAA	0.00 0.00
Total Cash		11,599.88	0.00%	11,599.88 11,599.88	1.00 0.00%	11,599.88 0.00	0.48% 0.00	Aaa/AAA AAA	0.00 0.00
LAIF									
90LAIF\$00	State Pool	2,407,426.67	-- 4.27%	2,407,426.67 2,407,426.67	1.00 4.27%	2,407,426.67 0.00	99.52% 0.00	NA/NA NA	0.00 0.00
Total LAIF		2,407,426.67	4.27%	2,407,426.67 2,407,426.67	1.00 4.27%	2,407,426.67 0.00	99.52% 0.00	NA/NA NA	0.00 0.00
Total Portfolio		2,419,026.55	4.25%	2,419,026.55 2,419,026.55	1.00 4.25%	2,419,026.55 0.00	100.00% 0.00	Aaa/AAA AAA	0.00 0.00
Total Market Value + Accrued						2,419,026.55			



Section 5 | Transactions



Transaction Type	Settlement Date	CUSIP	Quantity	Security Description	Price	Acq/Disp Yield	Amount	Interest Pur/Sold	Total Amount	Gain/Loss
ACQUISITIONS										
Purchase	01/01/2024	94975P405	88,825.00	Wells Fargo Adv Govt #1751 Money Market Fund	1.000	5.22%	88,825.00	0.00	88,825.00	0.00
Purchase	01/02/2024	94975P405	12,360.52	Wells Fargo Adv Govt #1751 Money Market Fund	1.000	5.22%	12,360.52	0.00	12,360.52	0.00
Purchase	01/06/2024	94975P405	5,625.00	Wells Fargo Adv Govt #1751 Money Market Fund	1.000	5.22%	5,625.00	0.00	5,625.00	0.00
Purchase	01/11/2024	94975P405	3,800,000.00	Wells Fargo Adv Govt #1751 Money Market Fund	1.000	5.22%	3,800,000.00	0.00	3,800,000.00	0.00
Purchase	01/14/2024	94975P405	49,500.00	Wells Fargo Adv Govt #1751 Money Market Fund	1.000	5.22%	49,500.00	0.00	49,500.00	0.00
Purchase	01/15/2024	94975P405	8,437.50	Wells Fargo Adv Govt #1751 Money Market Fund	1.000	5.22%	8,437.50	0.00	8,437.50	0.00
Purchase	01/16/2024	94975P405	25,829.33	Wells Fargo Adv Govt #1751 Money Market Fund	1.000	5.22%	25,829.33	0.00	25,829.33	0.00
Purchase	01/16/2024	94975P405	60,956.19	Wells Fargo Adv Govt #1751 Money Market Fund	1.000	5.22%	60,956.19	0.00	60,956.19	0.00
Purchase	01/16/2024	94975P405	4,774.25	Wells Fargo Adv Govt #1751 Money Market Fund	1.000	5.22%	4,774.25	0.00	4,774.25	0.00
Purchase	01/16/2024	94975P405	8,118.92	Wells Fargo Adv Govt #1751 Money Market Fund	1.000	5.22%	8,118.92	0.00	8,118.92	0.00
Purchase	01/16/2024	94975P405	5,577.79	Wells Fargo Adv Govt #1751 Money Market Fund	1.000	5.22%	5,577.79	0.00	5,577.79	0.00
Purchase	01/16/2024	94975P405	3,454.08	Wells Fargo Adv Govt #1751 Money Market Fund	1.000	5.22%	3,454.08	0.00	3,454.08	0.00
Purchase	01/16/2024	94975P405	8,105.50	Wells Fargo Adv Govt #1751 Money Market Fund	1.000	5.22%	8,105.50	0.00	8,105.50	0.00
Purchase	01/16/2024	94975P405	1,537.08	Wells Fargo Adv Govt #1751 Money Market Fund	1.000	5.22%	1,537.08	0.00	1,537.08	0.00
Purchase	01/16/2024	94975P405	58,303.59	Wells Fargo Adv Govt #1751 Money Market Fund	1.000	5.22%	58,303.59	0.00	58,303.59	0.00
Purchase	01/16/2024	94975P405	21,018.69	Wells Fargo Adv Govt #1751 Money Market Fund	1.000	5.22%	21,018.69	0.00	21,018.69	0.00



Transaction Type	Settlement Date	CUSIP	Quantity	Security Description	Price	Acq/Disp Yield	Amount	Interest Pur/Sold	Total Amount	Gain/Loss
ACQUISITIONS										
Purchase	01/17/2024	94975P405	98,956.25	Wells Fargo Adv Govt #1751 Money Market Fund	1.000	5.22%	98,956.25	0.00	98,956.25	0.00
Purchase	01/18/2024	94975P405	19,380.31	Wells Fargo Adv Govt #1751 Money Market Fund	1.000	5.22%	19,380.31	0.00	19,380.31	0.00
Purchase	01/22/2024	94975P405	1,793.33	Wells Fargo Adv Govt #1751 Money Market Fund	1.000	5.22%	1,793.33	0.00	1,793.33	0.00
Purchase	01/22/2024	94975P405	2,764.13	Wells Fargo Adv Govt #1751 Money Market Fund	1.000	5.22%	2,764.13	0.00	2,764.13	0.00
Purchase	01/22/2024	94975P405	2,100.00	Wells Fargo Adv Govt #1751 Money Market Fund	1.000	5.22%	2,100.00	0.00	2,100.00	0.00
Purchase	01/22/2024	94975P405	702,170.00	Wells Fargo Adv Govt #1751 Money Market Fund	1.000	5.22%	702,170.00	0.00	702,170.00	0.00
Purchase	01/24/2024	91282CGA3	2,000,000.00	US Treasury Note 4% Due 12/15/2025	99.242	4.42%	1,984,843.75	8,743.17	1,993,586.92	0.00
Purchase	01/25/2024	94975P405	53,361.00	Wells Fargo Adv Govt #1751 Money Market Fund	1.000	5.22%	53,361.00	0.00	53,361.00	0.00
Purchase	01/25/2024	94975P405	1,527.04	Wells Fargo Adv Govt #1751 Money Market Fund	1.000	5.22%	1,527.04	0.00	1,527.04	0.00
Purchase	01/25/2024	94975P405	1,032.00	Wells Fargo Adv Govt #1751 Money Market Fund	1.000	5.22%	1,032.00	0.00	1,032.00	0.00
Purchase	01/25/2024	94975P405	2,104.17	Wells Fargo Adv Govt #1751 Money Market Fund	1.000	5.22%	2,104.17	0.00	2,104.17	0.00
Purchase	01/27/2024	94975P405	69,750.00	Wells Fargo Adv Govt #1751 Money Market Fund	1.000	5.22%	69,750.00	0.00	69,750.00	0.00
Purchase	01/28/2024	94975P405	7,500.00	Wells Fargo Adv Govt #1751 Money Market Fund	1.000	5.22%	7,500.00	0.00	7,500.00	0.00
Purchase	01/30/2024	3130AXQK7	3,000,000.00	Federal Home Loan Banks Note 4.75% Due 12/8/2028	103.033	4.05%	3,090,990.00	34,437.50	3,125,427.50	0.00
Purchase	01/30/2024	94975P405	24,000.00	Wells Fargo Adv Govt #1751 Money Market Fund	1.000	5.22%	24,000.00	0.00	24,000.00	0.00



Transaction Type	Settlement Date	CUSIP	Quantity	Security Description	Price	Acq/Disp Yield	Amount	Interest Pur/Sold	Total Amount	Gain/Loss
ACQUISITIONS										
Purchase	01/31/2024	94975P405	11,562.50	Wells Fargo Adv Govt #1751 Money Market Fund	1.000	5.22%	11,562.50	0.00	11,562.50	0.00
Purchase	01/31/2024	94975P405	1,500,000.00	Wells Fargo Adv Govt #1751 Money Market Fund	1.000	5.22%	1,500,000.00	0.00	1,500,000.00	0.00
Subtotal			11,660,424.17				11,736,257.92	43,180.67	11,779,438.59	0.00
TOTAL ACQUISITIONS			11,660,424.17				11,736,257.92	43,180.67	11,779,438.59	0.00
DISPOSITIONS										
Sale	01/24/2024	94975P405	1,993,586.92	Wells Fargo Adv Govt #1751 Money Market Fund	1.000	5.22%	1,993,586.92	0.00	1,993,586.92	0.00
Sale	01/30/2024	94975P405	3,125,427.50	Wells Fargo Adv Govt #1751 Money Market Fund	1.000	5.22%	3,125,427.50	0.00	3,125,427.50	0.00
Subtotal			5,119,014.42				5,119,014.42	0.00	5,119,014.42	0.00
Paydown	01/16/2024	02582JIT8	0.00	American Express Credit Trust 2022-2 A 3.39% Due 5/17/2027	100.000		0.00	4,774.25	4,774.25	0.00
Paydown	01/16/2024	12598AAC4	25,731.29	CNH Equipment Trust 2021-A A3 0.4% Due 12/15/2025	100.000		25,731.29	98.04	25,829.33	0.00
Paydown	01/16/2024	161571HT4	0.00	Chase Issuance Trust 23-A1 A 5.16% Due 9/15/2028	100.000		0.00	8,105.50	8,105.50	0.00
Paydown	01/16/2024	34532NAC9	60,854.83	Ford Credit Auto Owners Trust 2021-A A3 0.3% Due 8/15/2025	100.000		60,854.83	101.36	60,956.19	0.00
Paydown	01/16/2024	362585AC5	0.00	GM Financial Securitized ART 2022-2 A3 3.1% Due 2/16/2027	100.000		0.00	1,537.08	1,537.08	0.00
Paydown	01/16/2024	448979AD6	0.00	Hyundai Auto Receivables Trust 2023-A A3 4.58% Due 4/15/2027	100.000		0.00	3,454.08	3,454.08	0.00
Paydown	01/16/2024	47788UAC6	58,183.93	John Deere Owner Trust 2021-A A3 0.36% Due 9/15/2025	100.000		58,183.93	119.66	58,303.59	0.00



Transaction Type	Settlement Date	CUSIP	Quantity	Security Description	Price	Acq/Disp Yield	Amount	Interest Pur/Sold	Total Amount	Gain/Loss
DISPOSITIONS										
Paydown	01/16/2024	47800BAC2	0.00	John Deere Owner Trust 2022-C A3 5.09% Due 6/15/2027	100.000		0.00	5,577.79	5,577.79	0.00
Paydown	01/16/2024	58768PAC8	0.00	Mercedes-Benz Auto Receivables 2022-1 A3 5.21% Due 8/16/2027	100.000		0.00	8,118.92	8,118.92	0.00
Paydown	01/16/2024	89240BAC2	20,995.63	Toyota Auto Receivables Owners 2021-A A3 0.26% Due 5/15/2025	100.000		20,995.63	23.06	21,018.69	0.00
Paydown	01/18/2024	43815EAC8	19,307.25	Honda Auto Receivables 2021-3 A3 0.41% Due 11/18/2025	100.000		19,307.25	73.06	19,380.31	0.00
Paydown	01/22/2024	379929AD4	0.00	GM Financial Auto Leasing 2023-3 A3 5.38% Due 11/20/2026	100.000		0.00	1,793.33	1,793.33	0.00
Paydown	01/22/2024	438123AC5	0.00	Honda Auto Receivables OT 2023-4 A3 5.67% Due 6/21/2028	100.000		0.00	2,764.13	2,764.13	0.00
Paydown	01/22/2024	43815JAC7	0.00	Honda Auto Receivables Owner 2023-1 A3 5.04% Due 4/21/2027	100.000		0.00	2,100.00	2,100.00	0.00
Paydown	01/22/2024	92348KAV5	700,000.00	Verizon Master Trust 2022-5 A1A 3.72% Due 7/20/2027	100.000		700,000.00	2,170.00	702,170.00	0.00
Paydown	01/25/2024	05592XAD2	0.00	BMW Vehicle Owner Trust 2023-A A3 5.47% Due 2/25/2028	100.000		0.00	1,527.04	1,527.04	0.00
Paydown	01/25/2024	05593AAC3	0.00	BMW Vehicle Lease Trust 2023-1 A3 5.16% Due 11/25/2025	100.000		0.00	1,032.00	1,032.00	0.00
Paydown	01/25/2024	3137FQXJ7	0.00	FHLMC K737 A2 2.525% Due 10/25/2026	100.000		0.00	2,104.17	2,104.17	0.00
Subtotal			885,072.93				885,072.93	45,473.47	930,546.40	0.00
Maturity	01/11/2024	912797GC5	3,800,000.00	US Treasury Bill 5.287% Due 1/11/2024	100.000		3,800,000.00	0.00	3,800,000.00	0.00
Maturity	01/31/2024	91282CDV0	1,500,000.00	US Treasury Note 0.875% Due 1/31/2024	100.000		1,500,000.00	0.00	1,500,000.00	0.00
Subtotal			5,300,000.00				5,300,000.00	0.00	5,300,000.00	0.00



Transaction Type	Settlement Date	CUSIP	Quantity	Security Description	Price	Acq/Disp Yield	Amount	Interest Pur/Sold	Total Amount	Gain/Loss
DISPOSITIONS										
Security Withdrawal	01/26/2024	94975P405	1,107.69	Wells Fargo Adv Govt #1751 Money Market Fund	1.000		1,107.69	0.00	1,107.69	0.00
Subtotal			1,107.69				1,107.69	0.00	1,107.69	0.00
TOTAL DISPOSITIONS			11,305,195.04				11,305,195.04	45,473.47	11,350,668.51	0.00

OTHER TRANSACTIONS										
Interest	01/01/2024	4581X0EE4	2,500,000.00	Inter-American Dev Bank Note 3.25% Due 7/1/2024	0.000		40,625.00	0.00	40,625.00	0.00
Interest	01/01/2024	66815L2J7	2,410,000.00	Northwestern Mutual Gbl Note 4% Due 7/1/2025	0.000		48,200.00	0.00	48,200.00	0.00
Interest	01/06/2024	3133ENKS8	1,000,000.00	FFCB Note 1.125% Due 1/6/2025	0.000		5,625.00	0.00	5,625.00	0.00
Interest	01/14/2024	24422EXB0	2,000,000.00	John Deere Capital Corp Note 4.95% Due 7/14/2028	0.000		49,500.00	0.00	49,500.00	0.00
Interest	01/15/2024	91282CDS7	1,500,000.00	US Treasury Note 1.125% Due 1/15/2025	0.000		8,437.50	0.00	8,437.50	0.00
Interest	01/17/2024	3133EPQC2	1,750,000.00	FFCB Note 4.625% Due 7/17/2026	0.000		40,468.75	0.00	40,468.75	0.00
Interest	01/17/2024	61747YET8	2,500,000.00	Morgan Stanley Callable Note Cont 7/17/2025 4.679% Due 7/17/2026	0.000		58,487.50	0.00	58,487.50	0.00
Interest	01/25/2024	46647PDG8	2,200,000.00	JP Morgan Chase & Co Callable Note Cont 7/25/2027 4.851% Due 7/25/2028	0.000		53,361.00	0.00	53,361.00	0.00
Interest	01/27/2024	3133ENV72	3,100,000.00	FFCB Note 4.5% Due 7/27/2026	0.000		69,750.00	0.00	69,750.00	0.00

Transaction Ledger

As of January 31, 2024



Transaction Type	Settlement Date	CUSIP	Quantity	Security Description	Price	Acq/Disp Yield	Amount	Interest Pur/Sold	Total Amount	Gain/Loss
OTHER TRANSACTIONS										
Interest	01/28/2024	06406RAQ0	2,000,000.00	Bank of NY Mellon Corp Callable Note Cont 12/28/2025 0.75% Due 1/28/2026	0.000		7,500.00	0.00	7,500.00	0.00
Interest	01/30/2024	91159HHX1	2,000,000.00	US Bancorp Callable Note Cont 6/28/2024 2.4% Due 7/30/2024	0.000		24,000.00	0.00	24,000.00	0.00
Interest	01/31/2024	91282CAB7	4,000,000.00	US Treasury Note 0.25% Due 7/31/2025	0.000		5,000.00	0.00	5,000.00	0.00
Interest	01/31/2024	91282CDV0	1,500,000.00	US Treasury Note 0.875% Due 1/31/2024	0.000		6,562.50	0.00	6,562.50	0.00
Subtotal			28,460,000.00				417,517.25	0.00	417,517.25	0.00
Dividend	01/02/2024	94975P405	67,397.03	Wells Fargo Adv Govt #1751 Money Market Fund	0.000		12,360.52	0.00	12,360.52	0.00
Subtotal			67,397.03				12,360.52	0.00	12,360.52	0.00
TOTAL OTHER TRANSACTIONS			28,527,397.03				429,877.77	0.00	429,877.77	0.00

TRANSACTION LEDGER



Calleguas Municipal Water District | Account #10934 | As of February 29, 2024

Transaction Type	Settlement Date	CUSIP	Quantity	Security Description	Price	Acq/Disp Yield	Amount	Interest Pur/Sold	Total Amount	Gain/Loss
ACQUISITIONS										
Purchase	02/02/2024	94975P405	10,565.51	ALLSPRING:GOVT MM I	1.000	5.19%	(10,565.51)	0.00	(10,565.51)	0.00
Purchase	02/08/2024	94975P405	3,123.75	ALLSPRING:GOVT MM I	1.000	5.19%	(3,123.75)	0.00	(3,123.75)	0.00
Purchase	02/08/2024	94975P405	1,785,000.00	ALLSPRING:GOVT MM I	1.000	5.19%	(1,785,000.00)	0.00	(1,785,000.00)	0.00
Purchase	02/12/2024	94975P405	42,613.75	ALLSPRING:GOVT MM I	1.000	5.19%	(42,613.75)	0.00	(42,613.75)	0.00
Purchase	02/13/2024	94975P405	10,806.25	ALLSPRING:GOVT MM I	1.000	5.16%	(10,806.25)	0.00	(10,806.25)	0.00
Purchase	02/15/2024	94975P405	2,794,266.53	ALLSPRING:GOVT MM I	1.000	5.19%	(2,794,266.53)	0.00	(2,794,266.53)	0.00
Purchase	02/16/2024	94975P405	23,379.49	ALLSPRING:GOVT MM I	1.000	5.19%	(23,379.49)	0.00	(23,379.49)	0.00
Purchase	02/20/2024	94975P405	2,159,054.42	ALLSPRING:GOVT MM I	1.000	5.19%	(2,159,054.42)	0.00	(2,159,054.42)	0.00
Purchase	02/21/2024	94975P405	4,864.13	ALLSPRING:GOVT MM I	1.000	5.17%	(4,864.13)	0.00	(4,864.13)	0.00
Purchase	02/23/2024	94975P405	147,637.83	ALLSPRING:GOVT MM I	1.000	5.18%	(147,637.83)	0.00	(147,637.83)	0.00
Purchase	02/26/2024	94975P405	4,663.21	ALLSPRING:GOVT MM I	1.000	5.18%	(4,663.21)	0.00	(4,663.21)	0.00
Purchase	02/28/2024	912797GK7	2,500,000.00	UNITED STATES TREASURY 08/08/2024	97.689	5.35%	(2,442,220.00)	0.00	(2,442,220.00)	0.00
Purchase	02/29/2024	91324PCW0	2,200,000.00	UNITEDHEALTH GROUP INC 3.45 01/15/2027	96.418	4.80%	(2,121,196.00)	(9,276.67)	(2,130,472.67)	0.00
Purchase	02/29/2024	17275RBQ4	3,000,000.00	CISCO SYSTEMS INC 4.8 02/26/2027	99.947	4.82%	(2,998,410.00)	(1,200.00)	(2,999,610.00)	0.00
Purchase	02/29/2024	637432NG6	600,000.00	NATIONAL RURAL UTILITIES COOPERATIVE FINANCE CORP 3.25 11/01/2025	96.982	5.15%	(581,892.00)	(6,391.67)	(588,283.67)	0.00
Total Purchase			15,285,974.87				(15,129,692.87)	(16,868.34)	(15,146,561.21)	0.00
TOTAL ACQUISITIONS			15,285,974.87				(15,129,692.87)	(16,868.34)	(15,146,561.21)	0.00
DISPOSITIONS										
Sale	02/28/2024	94975P405	(2,374,720.00)	ALLSPRING:GOVT MM I	1.000	5.19%	2,374,720.00	0.00	2,374,720.00	0.00
Sale	02/29/2024	94975P405	(5,718,366.34)	ALLSPRING:GOVT MM I	1.000	5.19%	5,718,366.34	0.00	5,718,366.34	0.00
Total Sale			(8,093,086.34)				8,093,086.34	0.00	8,093,086.34	0.00
TOTAL DISPOSITIONS			(8,093,086.34)				8,093,086.34	0.00	8,093,086.34	0.00
OTHER TRANSACTIONS										

TRANSACTION LEDGER



Calleguas Municipal Water District | Account #10934 | As of February 29, 2024

Transaction Type	Settlement Date	CUSIP	Quantity	Security Description	Price	Acq/Disp Yield	Amount	Interest Pur/Sold	Total Amount	Gain/Loss
Call Redemption	02/18/2024	808513BM6	(2,100,000.00)	CHARLES SCHWAB CORP 5.84752 03/18/2024	100.000	0.00%	2,100,000.00	0.00	2,100,000.00	0.00
Total Call Redemption			(2,100,000.00)				2,100,000.00	0.00	2,100,000.00	0.00
Coupon	02/01/2024	3137FQXJ7	0.00	FHMS K-737 A2 2.525 10/25/2026		3.57%	2,104.17	0.00	2,104.17	0.00
Coupon	02/08/2024	63743HEU2	0.00	NATIONAL RURAL UTILITIES COOPERATIVE FINANCE CORP 0.35 02/08/2024		0.35%	3,123.75	0.00	3,123.75	0.00
Coupon	02/12/2024	14913R2Z9	0.00	CATERPILLAR FINANCIAL SERVICES CORP 3.65 08/12/2025		3.69%	42,613.75	0.00	42,613.75	0.00
Coupon	02/13/2024	713448FQ6	0.00	PEPSICO INC 4.55 02/13/2026		4.57%	10,806.25	0.00	10,806.25	0.00
Coupon	02/15/2024	89240BAC2	0.00	TAOT 2021-A A3 0.26 05/15/2025		4.36%	18.51	0.00	18.51	0.00
Coupon	02/15/2024	34532NAC9	0.00	FORDO 2021-A A3 0.3 08/15/2025		0.31%	86.14	0.00	86.14	0.00
Coupon	02/15/2024	47788UAC6	0.00	JDOT 2021 A3 0.36 09/15/2025		0.38%	102.20	0.00	102.20	0.00
Coupon	02/15/2024	12598AAC4	0.00	CNH 2021-A A3 0.4 12/15/2025		0.63%	89.46	0.00	89.46	0.00
Coupon	02/15/2024	47800BAC2	0.00	JDOT 2022-C A3 5.09 06/15/2027		5.15%	5,577.79	0.00	5,577.79	0.00
Coupon	02/15/2024	58768PAC8	0.00	MBART 2022-1 A3 5.21 08/16/2027		5.28%	8,118.92	0.00	8,118.92	0.00
Coupon	02/15/2024	448979AD6	0.00	HART 2023-A A3 4.58 04/15/2027		4.63%	3,454.08	0.00	3,454.08	0.00
Coupon	02/15/2024	161571HT4	0.00	CHAIT 2023-1 A 5.16 09/15/2028		5.23%	8,105.50	0.00	8,105.50	0.00
Coupon	02/15/2024	91324PDM1	0.00	UNITEDHEALTH GROUP INC 3.5 02/15/2024		3.50%	43,750.00	0.00	43,750.00	0.00
Coupon	02/15/2024	91282CDZ1	0.00	UNITED STATES TREASURY 1.5 02/15/2025		2.67%	22,500.00	0.00	22,500.00	0.00
Coupon	02/15/2024	02582JIT8	0.00	AMXCA 2022-2 A 3.39 05/15/2025		3.42%	4,774.25	0.00	4,774.25	0.00
Coupon	02/15/2024	438516CJ3	0.00	HONEYWELL INTERNATIONAL INC 4.95 02/15/2028		4.52%	41,456.25	0.00	41,456.25	0.00

TRANSACTION LEDGER



Calleguas Municipal Water District | Account #10934 | As of February 29, 2024

Transaction Type	Settlement Date	CUSIP	Quantity	Security Description	Price	Acq/Disp Yield	Amount	Interest Pur/Sold	Total Amount	Gain/Loss
Coupon	02/16/2024	362585AC5	0.00	GMCAR 2022-2 A3 3.1 02/16/2027		3.13%	1,537.08	0.00	1,537.08	0.00
Coupon	02/18/2024	43815EAC8	0.00	HAROT 2021-3 A3 0.41 11/18/2025		3.72%	66.46	0.00	66.46	0.00
Coupon	02/18/2024	808513BM6	0.00	CHARLES SCHWAB CORP 5.84752 03/18/2024		0.00%	21,148.47	0.00	21,148.47	0.00
Coupon	02/18/2024	89236TKF1	0.00	TOYOTA MOTOR CREDIT CORP 3.65 08/18/2025		3.68%	16,607.50	0.00	16,607.50	0.00
Coupon	02/20/2024	379929AD4	0.00	GMALT 2023-3 A3 5.38 11/20/2026		5.45%	1,793.33	0.00	1,793.33	0.00
Coupon	02/21/2024	43815JAC7	0.00	HAROT 2023-1 A3 5.04 04/21/2027		5.10%	2,100.00	0.00	2,100.00	0.00
Coupon	02/21/2024	438123AC5	0.00	HAROT 2023-4 A3 5.67 06/21/2028		5.74%	2,764.13	0.00	2,764.13	0.00
Coupon	02/23/2024	3133EPBJ3	0.00	FEDERAL FARM CREDIT BANKS FUNDING CORP 4.375 02/23/2026		4.62%	76,562.50	0.00	76,562.50	0.00
Coupon	02/23/2024	3133EPBM6	0.00	FEDERAL FARM CREDIT BANKS FUNDING CORP 4.125 08/23/2027		4.35%	72,187.50	0.00	72,187.50	0.00
Coupon	02/25/2024	05593AAC3	0.00	BMWLT 2023-1 A3 5.16 11/25/2025		5.22%	1,032.00	0.00	1,032.00	0.00
Coupon	02/25/2024	05592XAD2	0.00	BMWOT 2023-A A3 5.47 02/25/2028		5.54%	1,527.04	0.00	1,527.04	0.00
Coupon	02/28/2024	3133EPUN3	0.00	FEDERAL FARM CREDIT BANKS FUNDING CORP 4.5 08/28/2028		4.32%	67,500.00	0.00	67,500.00	0.00
Total Coupon			0.00				461,507.03	0.00	461,507.03	0.00
Custody Fee	02/23/2024	CCYUSD	(1,112.17)	Cash		0.00%	(1,112.17)	0.00	(1,112.17)	0.00
Total Custody Fee			(1,112.17)				(1,112.17)	0.00	(1,112.17)	0.00
Dividend	02/29/2024	94975P405	0.00	ALLSPRING:GOVT MM I		5.19%	(968.04)	0.00	(968.04)	0.00
Total Dividend			0.00				(968.04)	0.00	(968.04)	0.00

TRANSACTION LEDGER



Calleguas Municipal Water District | Account #10934 | As of February 29, 2024

Transaction Type	Settlement Date	CUSIP	Quantity	Security Description	Price	Acq/Disp Yield	Amount	Interest Pur/Sold	Total Amount	Gain/Loss
Maturity	02/08/2024	63743HEU2	(1,785,000.00)	NATIONAL RURAL UTILITIES COOPERATIVE FINANCE CORP 0.35 02/08/2024	100.000	0.35%	1,785,000.00	0.00	1,785,000.00	0.00
Maturity	02/15/2024	91324PDM1	(2,500,000.00)	UNITEDHEALTH GROUP INC 3.5 02/15/2024	100.000	3.50%	2,500,000.00	0.00	2,500,000.00	0.00
Total Maturity			(4,285,000.00)				4,285,000.00	0.00	4,285,000.00	0.00
Principal Paydown	02/15/2024	34532NAC9	63,977.10	FORDO 2021-A A3 0.3 08/15/2025		0.31%	63,977.10	--	63,977.10	0.00
Principal Paydown	02/15/2024	47788UAC6	50,786.46	JDOT 2021 A3 0.36 09/15/2025		0.38%	50,786.46	--	50,786.46	0.00
Principal Paydown	02/15/2024	12598AAC4	19,678.32	CNH 2021-A A3 0.4 12/15/2025		0.63%	19,678.32	--	19,678.32	(0.00)
Principal Paydown	02/15/2024	89240BAC2	21,791.55	TAOT 2021-A A3 0.26 05/15/2025		4.36%	21,791.55	--	21,791.55	0.00
Principal Paydown	02/16/2024	362585AC5	21,842.41	GMCAR 2022-2 A3 3.1 02/16/2027		3.13%	21,842.41	--	21,842.41	(0.00)
Principal Paydown	02/18/2024	43815EAC8	19,438.66	HAROT 2021-3 A3 0.41 11/18/2025		3.75%	19,438.66	--	19,438.66	(0.00)
Total Principal Paydown			197,514.50				197,514.50	--	197,514.50	(0.00)
TOTAL OTHER TRANSACTIONS			(6,188,597.67)				7,041,941.32	0.00	7,041,941.32	(0.00)

TRANSACTION LEDGER



Calleguas Municipal Water District | Account #10934 | As of March 31, 2024

Transaction Type	Settlement Date	CUSIP	Quantity	Security Description	Price	Acq/Disp Yield	Amount	Interest Pur/Sold	Total Amount	Gain/Loss
ACQUISITIONS										
Purchase	03/04/2024	94975P405	19,073.31	ALLSPRING:GOVT MM I	1.000	5.19%	(19,073.31)	0.00	(19,073.31)	0.00
Purchase	03/05/2024	94975P405	16,800.00	ALLSPRING:GOVT MM I	1.000	5.17%	(16,800.00)	0.00	(16,800.00)	0.00
Purchase	03/11/2024	94975P405	81,000.00	ALLSPRING:GOVT MM I	1.000	5.17%	(81,000.00)	0.00	(81,000.00)	0.00
Purchase	03/15/2024	94975P405	4,374,937.13	ALLSPRING:GOVT MM I	1.000	5.17%	(4,374,937.13)	0.00	(4,374,937.13)	0.00
Purchase	03/15/2024	94975P405	1,500,000.00	ALLSPRING:GOVT MM I	1.000	5.17%	(1,500,000.00)	0.00	(1,500,000.00)	0.00
Purchase	03/18/2024	94975P405	51,911.52	ALLSPRING:GOVT MM I	1.000	5.17%	(51,911.52)	0.00	(51,911.52)	0.00
Purchase	03/20/2024	94975P405	1,793.33	ALLSPRING:GOVT MM I	1.000	5.18%	(1,793.33)	0.00	(1,793.33)	0.00
Purchase	03/21/2024	94975P405	4,864.13	ALLSPRING:GOVT MM I	1.000	5.18%	(4,864.13)	0.00	(4,864.13)	0.00
Purchase	03/25/2024	94975P405	3,553.97	ALLSPRING:GOVT MM I	1.000	5.18%	(3,553.97)	0.00	(3,553.97)	0.00
Purchase	03/28/2024	9128286B1	3,600,000.00	UNITED STATES TREASURY 2.625 02/15/2029	93.066	4.21%	(3,350,390.63)	(10,903.85)	(3,361,294.48)	0.00
Purchase	03/28/2024	57636QAW4	2,000,000.00	MASTERCARD INC 4.875 03/09/2028	101.473	4.46%	(2,029,460.00)	(5,145.83)	(2,034,605.83)	0.00
Purchase	03/28/2024	713448FL7	1,000,000.00	PEPSICO INC 3.6 02/18/2028	96.849	4.49%	(968,490.00)	(4,000.00)	(972,490.00)	0.00
Total Purchase			12,653,933.39				(12,402,274.02)	(20,049.68)	(12,422,323.70)	0.00
TOTAL ACQUISITIONS			12,653,933.39				(12,402,274.02)	(20,049.68)	(12,422,323.70)	0.00
DISPOSITIONS										
Maturity	03/15/2024	91282CBR1	(4,000,000.00)	UNITED STATES TREASURY 0.25 03/15/2024	100.000	0.25%	4,000,000.00	0.00	4,000,000.00	0.00
Total Maturity			(4,000,000.00)				4,000,000.00	0.00	4,000,000.00	0.00
Sale	03/28/2024	94975P405	(6,368,390.31)	ALLSPRING:GOVT MM I	1.000	5.19%	6,368,390.31	0.00	6,368,390.31	0.00
Total Sale			(6,368,390.31)				6,368,390.31	0.00	6,368,390.31	0.00
TOTAL DISPOSITIONS			(10,368,390.31)				10,368,390.31	0.00	10,368,390.31	0.00
OTHER TRANSACTIONS										
Call Redemption	03/15/2024	06051GHR3	(1,500,000.00)	BANK OF AMERICA CORP 3.458 03/15/2025	100.000	3.67%	1,500,000.00	0.00	1,500,000.00	2,927.64
Total Call Redemption			(1,500,000.00)				1,500,000.00	0.00	1,500,000.00	2,927.64

TRANSACTION LEDGER



Calleguas Municipal Water District | Account #10934 | As of March 31, 2024

Transaction Type	Settlement Date	CUSIP	Quantity	Security Description	Price	Acq/Disp Yield	Amount	Interest Pur/Sold	Total Amount	Gain/Loss
Coupon	03/01/2024	3137FQXJ7	0.00	FHMS K-737 A2 2.525 10/25/2026		3.57%	2,104.17	0.00	2,104.17	0.00
Coupon	03/05/2024	3130ALHH0	0.00	FEDERAL HOME LOAN BANKS 0.96 03/05/2026		2.88%	16,800.00	0.00	16,800.00	0.00
Coupon	03/10/2024	3130ATS57	0.00	FEDERAL HOME LOAN BANKS 4.5 03/10/2028		3.89%	81,000.00	0.00	81,000.00	0.00
Coupon	03/15/2024	06051GHR3	0.00	BANK OF AMERICA CORP 3.458 03/15/2025		3.67%	25,935.00	0.00	25,935.00	0.00
Coupon	03/15/2024	89240BAC2	0.00	TAOT 2021-A A3 0.26 05/15/2025		5.30%	13.79	0.00	13.79	0.00
Coupon	03/15/2024	34532NAC9	0.00	FORDO 2021-A A3 0.3 08/15/2025		0.31%	70.15	0.00	70.15	0.00
Coupon	03/15/2024	47788UAC6	0.00	JDOT 2021 A3 0.36 09/15/2025		0.38%	86.96	0.00	86.96	0.00
Coupon	03/15/2024	91282CBR1	0.00	UNITED STATES TREASURY 0.25 03/15/2024		0.25%	5,000.00	0.00	5,000.00	0.00
Coupon	03/15/2024	12598AAC4	0.00	CNH 2021-A A3 0.4 12/15/2025		0.63%	82.90	0.00	82.90	0.00
Coupon	03/15/2024	91282CCX7	0.00	UNITED STATES TREASURY 0.375 09/15/2024		2.50%	7,500.00	0.00	7,500.00	0.00
Coupon	03/15/2024	91282CED9	0.00	UNITED STATES TREASURY 1.75 03/15/2025		2.67%	26,250.00	0.00	26,250.00	0.00
Coupon	03/15/2024	91282CFK2	0.00	UNITED STATES TREASURY 3.5 09/15/2025		4.19%	66,500.00	0.00	66,500.00	0.00
Coupon	03/15/2024	47800BAC2	0.00	JDOT 2022-C A3 5.09 06/15/2027		5.15%	5,577.79	0.00	5,577.79	0.00
Coupon	03/15/2024	58768PAC8	0.00	MBART 2022-1 A3 5.21 08/16/2027		5.28%	8,118.92	0.00	8,118.92	0.00
Coupon	03/15/2024	3133EPDJ1	0.00	FEDERAL FARM CREDIT BANKS FUNDING CORP 4.375 09/15/2027		3.90%	78,750.00	0.00	78,750.00	0.00
Coupon	03/15/2024	448979AD6	0.00	HART 2023-A A3 4.58 04/15/2027		4.63%	3,454.08	0.00	3,454.08	0.00
Coupon	03/15/2024	161571HT4	0.00	CHAIT 2023-1 A 5.16 09/15/2028		5.23%	8,105.50	0.00	8,105.50	0.00
Coupon	03/15/2024	02582JIT8	0.00	AMXCA 2022-2 A 05/17/2027		3.42%	4,774.25	0.00	4,774.25	0.00

TRANSACTION LEDGER



Calleguas Municipal Water District | Account #10934 | As of March 31, 2024

Transaction Type	Settlement Date	CUSIP	Quantity	Security Description	Price	Acq/Disp Yield	Amount	Interest Pur/Sold	Total Amount	Gain/Loss
Coupon	03/16/2024	362585AC5	0.00	GMCAR 2022-2 A3 3.1 02/16/2027		3.13%	1,480.66	0.00	1,480.66	0.00
Coupon	03/18/2024	43815EAC8	0.00	HAROT 2021-3 A3 0.41 11/18/2025		3.81%	59.82	0.00	59.82	0.00
Coupon	03/20/2024	379929AD4	0.00	GMALT 2023-3 A3 5.38 11/20/2026		5.45%	1,793.33	0.00	1,793.33	0.00
Coupon	03/21/2024	43815JAC7	0.00	HAROT 2023-1 A3 5.04 04/21/2027		5.10%	2,100.00	0.00	2,100.00	0.00
Coupon	03/21/2024	438123AC5	0.00	HAROT 2023-4 A3 5.67 06/21/2028		5.75%	2,764.13	0.00	2,764.13	0.00
Coupon	03/25/2024	05593AAC3	0.00	BMWLT 2023-1 A3 5.16 11/25/2025		5.22%	1,032.00	0.00	1,032.00	0.00
Coupon	03/25/2024	05592XAD2	0.00	BMWOT 2023-A A3 5.47 02/25/2028		5.54%	1,527.04	0.00	1,527.04	0.00
Coupon	03/30/2024	437076CV2	0.00	HOME DEPOT INC 4.95 09/30/2026		4.32%	36,685.00	0.00	36,685.00	0.00
Coupon	03/31/2024	91282CEF4	0.00	UNITED STATES TREASURY 2.5 03/31/2027		4.91%	50,000.00	0.00	50,000.00	0.00
Total Coupon			0.00				437,565.49	0.00	437,565.49	0.00
Custody Fee	03/25/2024	CCYUSD	(1,109.24)	Cash		0.00%	(1,109.24)	0.00	(1,109.24)	0.00
Total Custody Fee			(1,109.24)				(1,109.24)	0.00	(1,109.24)	0.00
Dividend	03/28/2024	94975P405	0.00	ALLSPRING:GOVT MM I		5.19%	12,593.00	0.00	12,593.00	0.00
Total Dividend			0.00				12,593.00	0.00	12,593.00	0.00
Principal Paydown	03/15/2024	34532NAC9	59,107.83	FORDO 2021-A A3 0.3 08/15/2025		0.31%	59,107.83	--	59,107.83	0.00
Principal Paydown	03/15/2024	47788UAC6	36,617.04	JDOT 2021 A3 0.36 09/15/2025		0.38%	36,617.04	--	36,617.04	0.01
Principal Paydown	03/15/2024	12598AAC4	19,061.72	CNH 2021-A A3 0.4 12/15/2025		0.63%	19,061.72	--	19,061.72	0.00
Principal Paydown	03/15/2024	89240BAC2	19,931.20	TAOT 2021-A A3 0.26 05/15/2025		5.30%	19,931.20	--	19,931.20	0.00
Principal Paydown	03/16/2024	362585AC5	31,573.05	GMCAR 2022-2 A3 3.1 02/16/2027		3.13%	31,573.05	--	31,573.05	0.00
Principal Paydown	03/18/2024	43815EAC8	18,797.99	HAROT 2021-3 A3 0.41 11/18/2025		3.81%	18,797.99	--	18,797.99	(0.00)

TRANSACTION LEDGER



Calleguas Municipal Water District | Account #10934 | As of March 31, 2024

Transaction Type	Settlement Date	CUSIP	Quantity	Security Description	Price	Acq/Disp Yield	Amount	Interest Pur/Sold	Total Amount	Gain/Loss
Total Principal Paydown			185,088.83				185,088.83	--	185,088.83	0.01
TOTAL OTHER TRANSACTIONS			(1,316,020.41)				2,134,138.08	0.00	2,134,138.08	2,927.65

Transaction Ledger

As of January 31, 2024



Transaction Type	Settlement Date	CUSIP	Quantity	Security Description	Price	Acq/Disp Yield	Amount	Interest Pur/Sold	Total Amount	Gain/Loss
ACQUISITIONS										
Purchase	01/15/2024	90LAIF\$00	10,264.03	Local Agency Investment Fund State Pool	1.000	3.95%	10,264.03	0.00	10,264.03	0.00
Subtotal			10,264.03				10,264.03	0.00	10,264.03	0.00
TOTAL ACQUISITIONS			10,264.03				10,264.03	0.00	10,264.03	0.00
OTHER TRANSACTIONS										
Dividend	01/15/2024	90LAIF\$00	93,860,137.10	Local Agency Investment Fund State Pool	0.000		10,264.03	0.00	10,264.03	0.00
Subtotal			93,860,137.10				10,264.03	0.00	10,264.03	0.00
TOTAL OTHER TRANSACTIONS			93,860,137.10				10,264.03	0.00	10,264.03	0.00

TRANSACTION LEDGER



CMWD Reporting | Account #10935 | As of February 29, 2024

Transaction Type	Settlement Date	CUSIP	Quantity	Security Description	Price	Acq/Disp Yield	Amount	Interest Pur/Sold	Total Amount	Gain/Loss
ACQUISITIONS										
Purchase	02/29/2024		2,000,000.00	State Pool	1.000	4.17%	(2,000,000.00)	0.00	(2,000,000.00)	0.00
Total Purchase			2,000,000.00				(2,000,000.00)	0.00	(2,000,000.00)	0.00
TOTAL ACQUISITIONS			2,000,000.00				(2,000,000.00)	0.00	(2,000,000.00)	0.00
OTHER TRANSACTIONS										
Cash Transfer	02/08/2024	CCYUSD	2,000,000.00	Cash		0.00%	2,000,000.00	0.00	2,000,000.00	0.00
Total Cash Transfer			2,000,000.00				2,000,000.00	0.00	2,000,000.00	0.00
TOTAL OTHER TRANSACTIONS			2,000,000.00				2,000,000.00	0.00	2,000,000.00	0.00

TRANSACTION LEDGER



CMWD Reporting | Account #10935 | As of March 31, 2024

Transaction Type	Settlement Date	CUSIP	Quantity	Security Description	Price	Acq/Disp Yield	Amount	Interest Pur/Sold	Total Amount	Gain/Loss
OTHER TRANSACTIONS										
TOTAL OTHER TRANSACTIONS			0.00				0.00	0.00	0.00	0.00

Important Disclosures

As of March 31, 2024

2024 Chandler Asset Management, Inc, An Independent Registered Investment Adviser.

Information contained herein is confidential. Prices are provided by ICE Data Services Inc ("IDS"), an independent pricing source. In the event IDS does not provide a price or if the price provided is not reflective of fair market value, Chandler will obtain pricing from an alternative approved third party pricing source in accordance with our written valuation policy and procedures. Our valuation procedures are also disclosed in Item 5 of our Form ADV Part 2A.

Performance results are presented gross-of-advisory fees and represent the client's Total Return. The deduction of advisory fees lowers performance results. These results include the reinvestment of dividends and other earnings. Past performance may not be indicative of future results. Therefore, clients should not assume that future performance of any specific investment or investment strategy will be profitable or equal to past performance levels. All investment strategies have the potential for profit or loss. Economic factors, market conditions or changes in investment strategies, contributions or withdrawals may materially alter the performance and results of your portfolio.

Index returns assume reinvestment of all distributions. Historical performance results for investment indexes generally do not reflect the deduction of transaction and/or custodial charges or the deduction of an investment management fee, the incurrence of which would have the effect of decreasing historical performance results. It is not possible to invest directly in an index.

Source ICE Data Indices, LLC ("ICE"), used with permission. ICE permits use of the ICE indices and related data on an "as is" basis; ICE, its affiliates and their respective third party suppliers disclaim any and all warranties and representations, express and/or implied, including any warranties of merchantability or fitness for a particular purpose or use, including the indices, index data and any data included in, related to, or derived therefrom. Neither ICE data, its affiliates or their respective third party providers guarantee the quality, adequacy, accuracy, timeliness or completeness of the indices or the index data or any component thereof, and the indices and index data and all components thereof are provided on an "as is" basis and licensee's use it at licensee's own risk. ICE data, its affiliates and their respective third party do not sponsor, endorse, or recommend chandler asset management, or any of its products or services.

This report is provided for informational purposes only and should not be construed as a specific investment or legal advice. The information contained herein was obtained from sources believed to be reliable as of the date of publication, but may become outdated or superseded at any time without notice. Any opinions or views expressed are based on current market conditions and are subject to change. This report may contain forecasts and forward-looking statements which are inherently limited and should not be relied upon as indicator of future results. Past performance is not indicative of future results. This report is not intended to constitute an offer, solicitation, recommendation or advice regarding any securities or investment strategy and should not be regarded by recipients as a substitute for the exercise of their own judgment.

Fixed income investments are subject to interest, credit and market risk. Interest rate risk: the value of fixed income investments will decline as interest rates rise. Credit risk: the possibility that the borrower may not be able to repay interest and principal. Low rated bonds generally have to pay higher interest rates to attract investors willing to take on greater risk. Market risk: the bond market in general could decline due to economic conditions, especially during periods of rising interest rates.

Ratings information have been provided by Moody's, S&P and Fitch through data feeds we believe to be reliable as of the date of this statement, however we cannot guarantee its accuracy.

Security level ratings for U.S. Agency issued mortgage-backed securities ("MBS") reflect the issuer rating because the securities themselves are not rated. The issuing U.S. Agency guarantees the full and timely payment of both principal and interest and carries a AA+/Aaa/AAA by S&P, Moody's and Fitch respectively.

Your qualified custodian bank maintains control of all assets reflected in this statement and we urge you to compare this statement to the one you receive from your qualified custodian. Chandler does not have any authority to withdraw or deposit funds from/to the custodian account.

ICE BofA 1-3 Yr US Treasury Index

The ICE BofA 1-3 Year US Treasury Index tracks the performance of US dollar-denominated sovereign debt publicly issued by the US government in its domestic market. Qualifying securities must have at least one year remaining term to final maturity and less than three years remaining term to final maturity, a fixed coupon schedule, and a minimum amount outstanding of \$1 billion. Qualifying securities must have at least 18 months to final maturity at the time of issuance.

ICE BofA 1-3 Yr AAA-A US Corp & Govt Index

The ICE BofA 1-3 AAA-A Year US Corporate & Government Index tracks the performance of US dollar denominated investment grade debt publicly issued in the US domestic market, including US Treasury, US agency, foreign government, supranational, and corporate securities. Qualifying securities must be rated AAA through A3 (based on an average of Moody's, S&P and Fitch). In addition, qualifying securities must have at least one year remaining term to final maturity and less than three years remaining term to final maturity, at least 18 months to final maturity at point of issuance, a fixed coupon schedule, and a minimum amount outstanding of \$1 billion for US Treasuries and \$250 million for all other securities.

Upcoming Meetings

This table includes meetings that can be attended by all Board members.

In order to ensure Brown Act compliance, a majority of members should not discuss Calleguas specific issues at meetings other than designated Calleguas Board Meetings.

Calleguas Board Meeting	Wed. 05/01, 4:00 p.m.	2100 Olsen Road, Thousand Oaks Hybrid Event
ACWA/JPIA	Sun. 05/05 to Mon. 05/06	Safe Credit Union Convention Center, Sacramento
ACWA Spring Conference*	Mon. 05/06 to Thu. 05/09	Safe Credit Union Convention Center, Sacramento
CoLAB WHEEL Meeting*	Wed. 05/15, 12:00 p.m.	1672 Donlon Street, Ventura
Calleguas Board Meeting	Wed. 05/15, 4:00 p.m.	2100 Olsen Road, Thousand Oaks Hybrid Event
AWA WaterWise*	Thu. 05/16, 8:00 a.m.	1701 Lombard Street, Oxnard Hybrid Event
Proposition 1 Round 2 IRWM/Drought Relief Grant Check Presentation Event	Fri. 05/17, 10:30 a.m. - 12:30 p.m.	Garden Acres MWC Well Construction Site, 3772 Almond Dr., Oxnard
AWA Water Issues	Tue. 05/21, 8:00 a.m.	1701 Lombard Street, Oxnard Hybrid Event
Calleguas Purveyor Meeting	Thu. 05/23, 10:00 a.m.	Oxnard's Advanced Water Purification Facility, 5700 Perkins Rd., Oxnard IN PERSON ONLY
AWA CCWUC*	Wed. 05/29, 11:30 a.m.	816 Camarillo Springs Rd., Camarillo IN PERSON ONLY
Delta Tour with Las Virgenes MWD	Thu. 05/30, all day	Sacramento
VCSDA*	Tue. 06/04, 5:00 p.m.	TBD
Calleguas Board Meeting	Wed. 06/05, 4:00 p.m.	2100 Olsen Road, Thousand Oaks Hybrid Event
AWA Water Issues	Tue. 06/18, 8:00 a.m.	1701 Lombard Street, Oxnard Hybrid Event
Calleguas Board Meeting	Wed. 06/19, 4:00 p.m.	2100 Olsen Road, Thousand Oaks Hybrid Event
AWA WaterWise*	Thu. 06/20, 8:00 a.m.	1701 Lombard Street, Oxnard Hybrid Event

AWA CCWUC*	Wed. 06/26, 11:30 a.m.	816 Camarillo Springs Rd., Camarillo IN PERSON ONLY
Calleguas Purveyor Meeting	Thu. 06/27, 10:00 a.m.	2100 Olsen Road, Thousand Oaks IN PERSON ONLY

* Reservations required. Contact Kara if you would like to attend.



COUNTY OF VENTURA
BOARD OF SUPERVISORS

SUPERVISOR
JANICE S. PARVIN
Fourth District

MEMBERS OF THE BOARD
KELLY LONG, CHAIR
MATT LAVERE
JEFF GORELL
JANICE S. PARVIN
VIANEY LOPEZ

February 27, 2024

California Public Utilities Commission
Ms. Alive Busching Reynolds, President
300 Capitol Mall, Suite 500
Sacramento, CA. 95814

Dear Ms. Busching Reynolds,

I am the writing on behalf of the constituents of District 4 regarding the application from AT&T to discontinue providing landline (copper wire / POTS) service in California. We are concerned that in the event of a disaster, portions of my District could be cut off from communication with local emergency services. During the 2018 Woolsey Fire, the area of Bell Canyon only had their landlines working: Internet, VOIP, and cell service went down. As you know, on February 22, 2024, AT&T experienced a complete shutdown of their cellular service which emphasizes the need to keep land line services for public safety.

Landlines are known for their reliability, especially during emergencies or natural disasters. Unlike mobile networks, landlines are less prone to disruptions caused by network congestion or power outages. Although the hard-wired service can experience an issue, the duration and frequency of such outages are usually lower compared to mobile networks.

Mobile networks may not provide coverage in certain areas, particularly in remote or rural regions such as Bell Canyon in my District. Landlines, on the other hand, have wider coverage and can often be relied upon in areas where mobile signals are weak or non-existent.

Landlines are directly connected to emergency services, making it easier for them to trace the resident's location in case of an emergency call. This can be crucial when you are unable to provide your exact location or if you are in a situation where every second counts.

In closing, Landlines can still function during power outages as they are powered by the telephone line itself. On the other hand, mobile phones require battery power and may not be usable if the battery is drained and there is no way to recharge it.

I urge you to reject AT&T's application as submitted until a comprehensive state-wide assessment can be completed.

Sincerely,

Janice S. Parvin
Supervisor, District 4
County of Ventura

Verbal Testimony
CPUC Virtual Session 3/20/24
Wes Richardson, Calleguas MWD Manager of IT

Good evening. My name is Wes Richardson and I am the Manager of Information Technology for the Calleguas Municipal Water District, located in Ventura County.

Calleguas MWD is the largest water wholesaler in Ventura County, providing water to 640,000 residents, businesses, and institutions – about **three-quarters** of the County. We do this by importing water from Metropolitan Water District and distributing that water to our 19 purveyors, which include cities, special districts, and mutual water companies.

Reliable communication technology is imperative to our work and a critical component of our communications systems allowing our pumps, reservoirs, and pipes to work safely and efficiently.

This proposed action concerns us greatly, both for our daily operations and **especially** in the event of an emergency. Unfortunately, parts of our service area already experienced emergency-related outages during the 2018 Woolsey Fire when internet and cellular service went down leaving communication by landline as all that first responders could use.

As a District, we rely on landline service to ensure emergency telephone service at our facilities in the event of an internet failure and VoIP services shutdown. In addition, landline service via copper wire is the **only** form of communication at some of our remote facilities due to lack of cellular signal.

Should AT&T's request be granted it would be a **serious** concern in managing the system on a day-to-day basis. Even worse, during an emergency, a lack of communication could have tragic consequences to provide safe reliable water supply to hundreds of thousands of citizens in our county.

Please reject both AT&T requests. Thanks